



©stock.adobe.com / Michael Eichhammer

FACT SHEET

Public support for deposit return systems

February 2024

reloop resources
remain
resources

Introduction

By the close of 2024, a total of 59 deposit return systems (DRS) – covering over 473 million people - will be operational worldwide for the collection and recycling of single-use drinks containers.

This number incorporates recent implementations in Romania (November 2023), Victoria (November 2023), Hungary (January 2024), and the Republic of Ireland (February 2024), as well as Tasmania (Australia), Goa (India), and Uruguay, all of which are expected to have systems in place by year-end. Looking ahead, DRS is also set to be implemented in Austria, Poland, and Singapore by the end of 2025. Turkey (home to 83 million people) is also gearing up for the launch of a nationwide system (set for 2025), commencing with pilot projects in 2024, initially focusing on major urban centres like Istanbul.¹

As the momentum for DRS gains traction, recent developments in Europe signal that even more deposit systems will be coming to the forefront in the next few years. In January 2024, the European Union (EU) entered into the final set of meetings (the ‘trilogues’) aimed at reaching a consensus on the Packaging and Packaging Waste Regulation (PPWR) proposal. The ‘trilogues’ are expected to be finalised by April.² Under these prospective new rules, member states would be mandated to set up a DRS to ensure the separate collection of at least 90% annually of single-use plastic bottles and metal beverage cans by 2029.³

Fortunately, there is a strong wave of public support for deposit systems, providing a gratifying assurance for governments currently contemplating DRS legislation as a strategy to meet recycling targets. This widespread support is substantiated by various public opinion polls, including a recent (2023) poll in France, where an impressive 92% of the population expressed support for the introduction of a deposit system. Similar support was echoed in a 2023 Scottish poll, with 72% of respondents backing UK-wide legislation for a DRS, and 70% supporting a Scottish DRS.

What’s particularly noteworthy is that support isn’t limited to new systems but extends to the appreciation of existing ones. In New South Wales (Australia), where a deposit system was implemented in 2017, a 2022 poll indicated that a remarkable 89% of respondents supported the scheme. This reflects a significant increase from the 78% support recorded in 2018, merely one year after the system’s adoption, highlighting the growing endorsement and acceptance of deposit systems over time. Similarly, in Vermont (U.S.), a 2021 poll showed robust backing for the deposit system, with 88% of respondents expressing their support.

Also compelling are the opinion polls that reveal support for the expansion of existing systems, which indicate enthusiasm for increasing the deposit level or adding new types of containers and/or beverages. For instance, in Western Australia, which introduced a DRS in 2020, a 2022 poll revealed that 93% of residents supported expanding the system to include even more types of containers. Similar polls conducted in New York (US) and Ontario (Canada) demonstrated strong support for the expansion of deposit legislation, with 71% and 76%, respectively, endorsing the inclusion of a wider array of beverage containers.

Beverage and packaging industry support


Amidst this groundswell of public support, there is also a notable uptick in industry backing for DRS.

“If drinks manufacturers and retailers are to reach net zero, they will need to reduce the carbon footprint of their packaging – the most effective way of achieving this is through the introduction of a deposit return scheme.”

Coalition of beverage industry stakeholders



In October 2023, soft drink giants, including Coca-Cola and PepsiCo wrote an open letter to UK Prime Minister Rishi Sunak urging him not to scrap the UK’s planned DRS. In their letter, the drinks industry stated: *“if drinks manufacturers and retailers are to reach net zero, they will need to reduce the carbon footprint of their packaging – the most effective way of achieving this is through the introduction of a deposit return scheme.”*⁴



In the U.S., the Can Manufacturers Institute (CMI)’s Senior Vice President of Sustainability stated publicly that it cannot achieve its recycling rate target of 70% by 2030 without new, well-designed deposit programmes.⁵ Together with the Aluminum Association it is currently working with like-minded organisations to educate policymakers on the benefits of DRS and to advance legislation that would establish a well-designed system.⁶



In November 2023, Natural Mineral Waters Europe (NWME) and UNESDA Soft Drinks Europe issued a joint statement, acknowledging *“well-designed DRS as the proven most effective pathway to high rates of separate collection for recycling.”*⁷ In their letter, they acknowledge that *“countries with DRS have much higher performance rates of collection and recycling, most surpassing mandatory EU targets.”*⁸



In Australia, Lion, Coca-Cola Europacific Partners and Asahi Beverages – all members of the not-for-profit organisation VicReturn, the Scheme Coordinator for Victoria’s DRS – have issued statements welcoming the new scheme, launched in November 2023. Vice President and General Manager – Australia, Pacific & Indonesia, Coca-Cola Europacific Partners Peter West stated that *“the launch of CDS Vic represents a step-change for Victoria’s circular economy”* and that they are *“proud to help create a closed loop in Victoria where bottles and cans can be used, collected, recycled, and reborn.”*⁹

About this fact sheet

This fact sheet compiles findings from over 180 public opinion polls spanning the last two decades (2003-2023).

The data delves into public attitudes and opinions towards deposit return legislation in 29 jurisdictions including Australia, Austria, Belgium, Bulgaria, Canada, Czech Republic, Denmark, England, France, Germany, Hungary, Republic of Ireland, Italy, Latvia, Lithuania, the Netherlands, Northern Ireland, New Zealand, Poland, Portugal, the Republic of the Maldives, Romania, Scotland, Singapore, Slovakia, Spain, the United States (US), the United Kingdom (UK), and Wales.

Table 1 summarises the total number of opinion polls carried out globally from 2003-2023, highlighting the number of polls assessing support for the introduction of new systems, existing legislation, and the expansion of DRS (for a more comprehensive exploration of the individual opinion polls discussed in this fact sheet, Appendix A provides a detailed breakdown of essential information. This includes – where available – specifics on the organisations conducting the studies, the survey methodologies employed, sample sizes, and the date ranges during which the polls were conducted.). The table also includes the median level of support for each aspect of deposit legislation, encompassing all available data points.

It's worth noting that the table does include instances where some polls are represented twice. This arises, for example, if respondents are asked for their support of two different things, like their support for the deposit level or the types of containers included in the system.

For instance, a 2022 Iowa poll found that 46.1% of respondents were in favour of expanding the legislation to include more types of containers and 33.5% were in favour of increasing the deposit (taken together, 51.0% supported increasing at least one component). In this specific case, the poll is reflected twice in the table: once under 'expansion' and once under 'existing.'

Another example of where one poll is counted twice in the table is if it looks at level of public support for DRS in different jurisdictions. For example, an October 2013 poll for the Boomerang Alliance examined the public's level of support for DRS in various Australian states (e.g., Western Australia, Victoria, Tasmania, etc.). Similarly, a 2023 poll carried out in Scotland asked respondents' for their level of support for introducing a DRS in Scotland as well as their level of support for a UK-wide system. In such instances, each state or country is treated as an independent opinion poll, contributing its distinct data point in the table.

When interpreting the data, it's also important to consider that the level of detail covered by various polls can vary. Take, for example, the 2023 survey conducted by Toluna Harris Interactive in France. This particular survey went beyond general support for DRS and asked respondents about their specific support for deposits on glass, plastic bottles, cans, and aseptic containers (e.g., Tetra Briks). Additionally, the poll delved into the nuances of support by inquiring about respondents' preferences for introducing deposits on different combinations of container types—whether on only one type, two types, three types, or all four types.

A 2022 survey conducted by Ipsos offers a similar example; instead of asking respondents' for their overall level of support for introducing a DRS in the Czech Republic, it asked people whether they were in favour of introducing a deposit system for plastic bottles and also on cans.

Another poll carried out in 2008 to gauge support for a DRS in the UK asked respondents whether they'd support a scheme with a 5p deposit versus a 10p deposit. Despite generating multiple data points, polls such as these are treated as a single entry in the table (but as separate entries in the bar charts). This decision is made because all the questions within the survey focus on gauging support for the introduction of DRS.

Table 1: Summary of 183 opinion polls conducted to measure public support for deposit return, globally (2003-2023)

Question asked	Number of polls	% of respondents in support (median)	% of respondents in support (average)
Support for introducing new DRS legislation	108	81.0%	80.6%
Support for existing DRS legislation	34	87.5%	84.2%
Support for expanding DRS legislation	41	80.3%	79.2%

The accompanying series of bar charts provides a succinct visual overview of findings from diverse regions, including Europe, the United States, Canada, and Oceania. Each region-specific chart is structured to illustrate support for distinct aspects of deposit legislation: the introduction of new systems, the expansion of existing legislation, and backing for existing systems.

It's important to note that in certain jurisdictions, multiple opinion polls have been conducted over time. To enhance clarity and focus, the bar charts showcase the most recent poll results only, presenting a current and relevant snapshot of public attitudes towards DRS in these regions.

In certain cases (e.g., Scotland, France, Romania), multiple polls were carried out in the same year by different organisations. Interestingly, varying results emerge from these different polls; for instance, in France, one poll reported 92% support for DRS introduction, another found 83% support, and yet another recorded 75%. These disparities might be attributed to various factors, including differences in sample size, demographic composition, and the age groups surveyed. Additionally, variations in question wording (as mentioned earlier) and how DRS is framed within the overall question contribute to the observed differences. For instance, one poll might inquire about support for DRS as an effective tool to reduce litter, framing it positively. In contrast, another poll might present DRS differently, such as asking respondents if they endorse paying an additional fee for beverage containers, which is returned to them upon recycling. Although both of these questions address support for deposits, their distinct framing can elicit diverse responses. Notwithstanding these disparities, it's clear that a steadfast current of enthusiastic support for DRS remains, underscoring its widespread popularity across a spectrum of demographics and contexts.

Figure 1: Public support for deposit return legislation in Europe

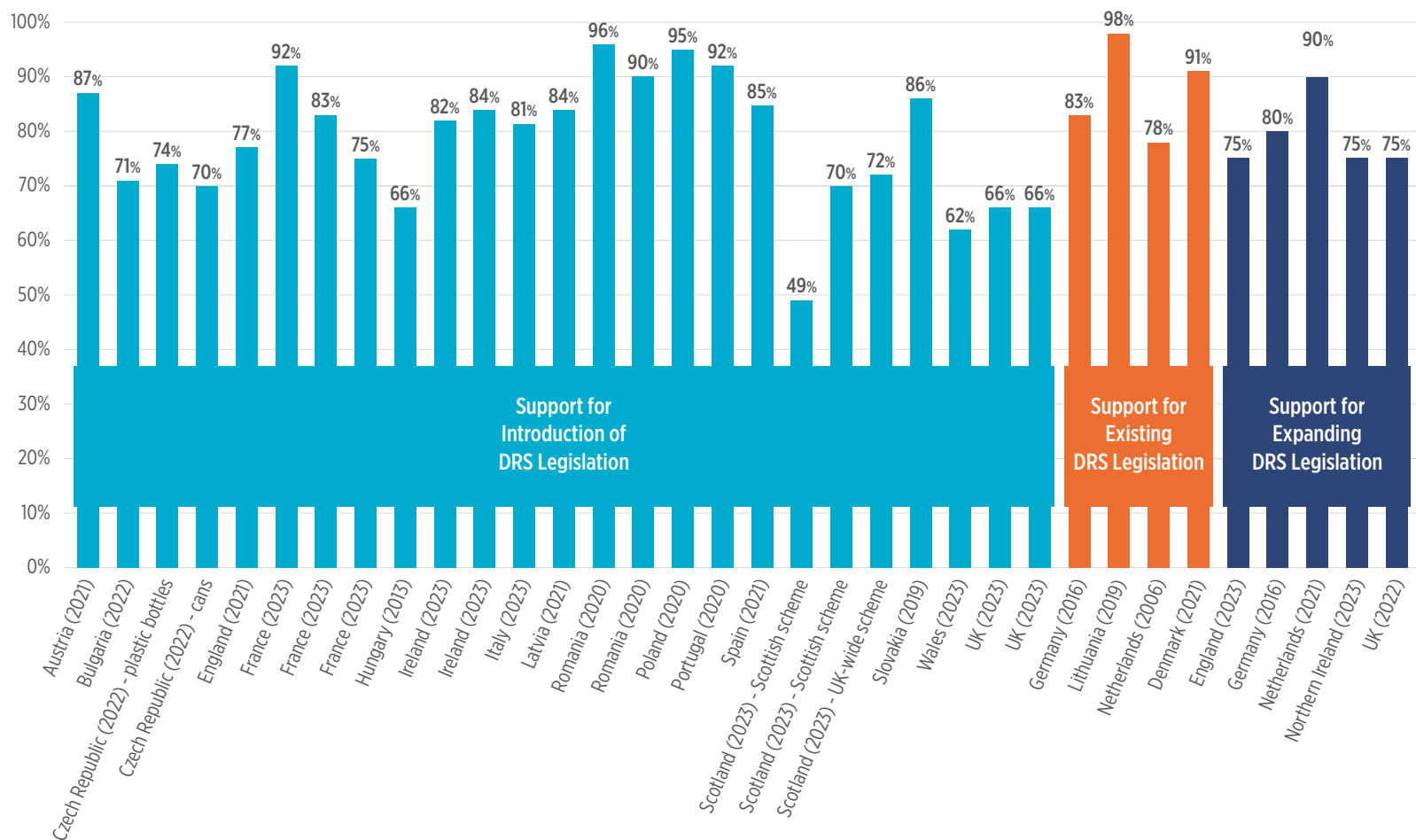


Figure 2: Public support for deposit return legislation in the U.S.

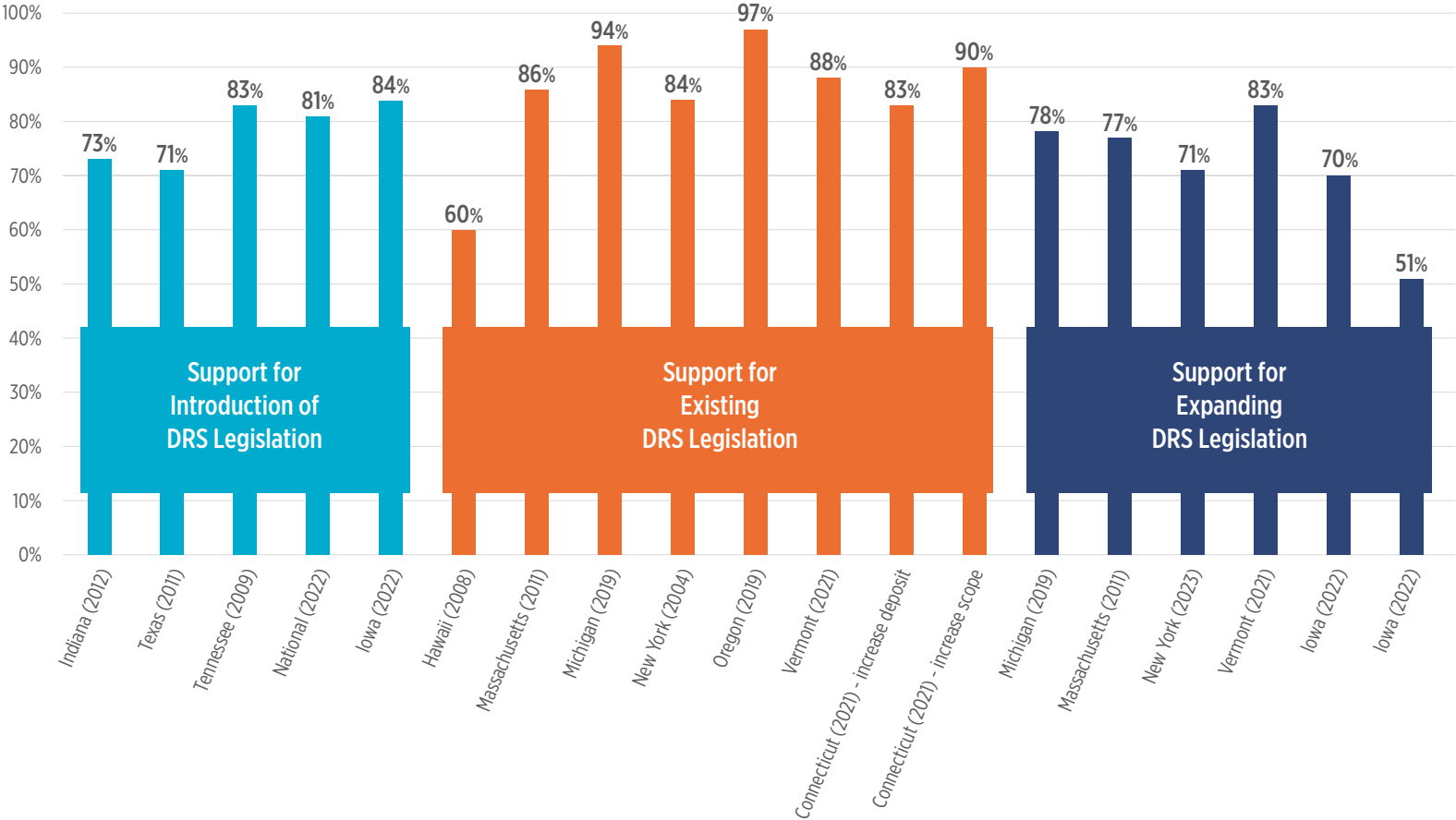


Figure 3: Public support for deposit return legislation in Canada

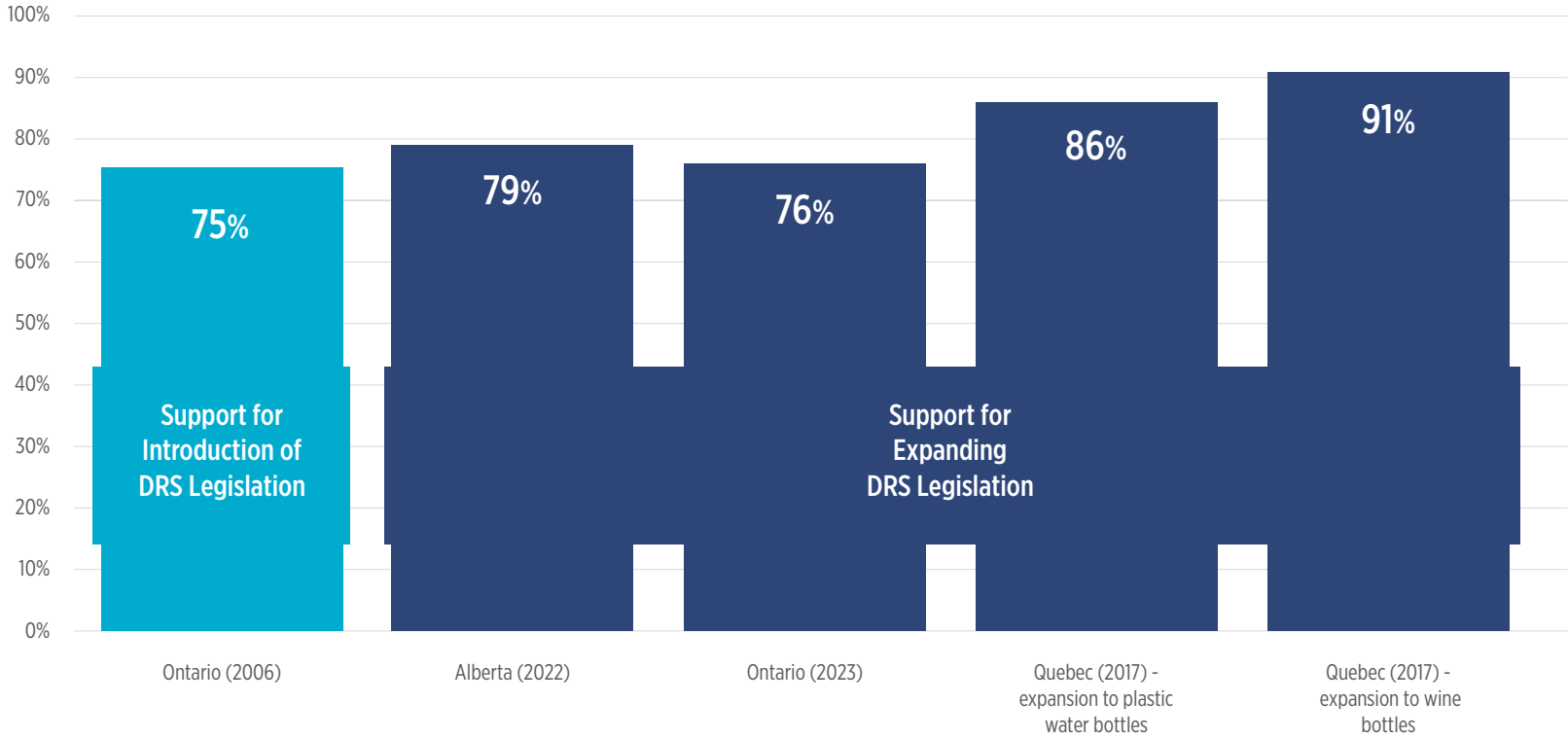
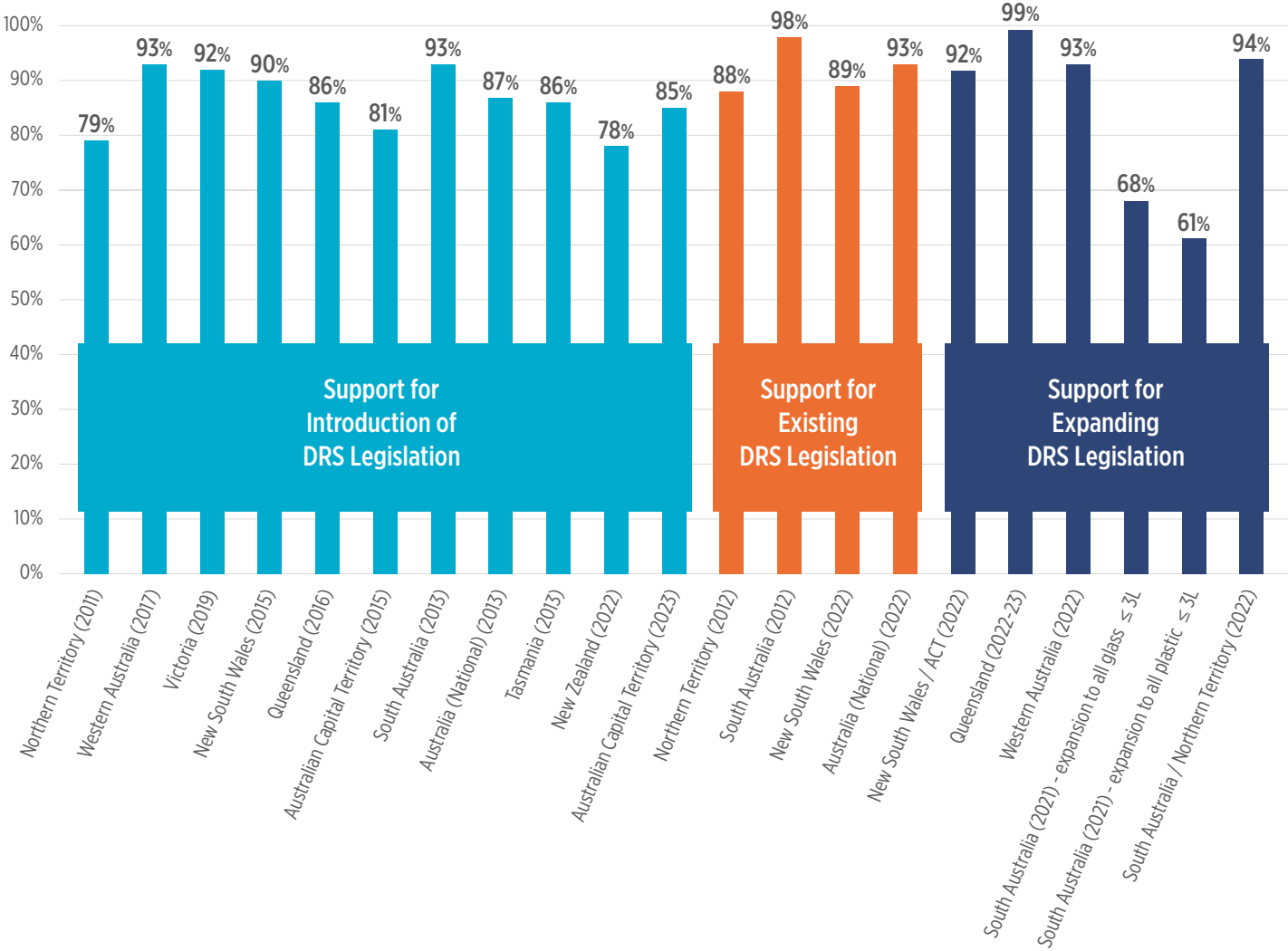


Figure 4: Public support for deposit return legislation in Oceania



Appendix A: Opinion Polls Examining Public Support for Deposit Return Legislation

Table 2: Summary of Public Opinion Polls Showing Support for Introduction of DRS Legislation (2003-2023)

Jurisdiction	Year	Level of Support	Notes
Western Australia, Australia ¹⁰	2006	94.5% in favour of introducing legislation	<ul style="list-style-type: none"> Survey commissioned by ECOS Corporation and carried out by Newspoll Survey conducted by telephone from May 5-7 and May 12-14, 2006 Sample size: 300 79% “strongly in favour” and 15% “partly in favour”
Western Australia, Australia ¹¹	2007	94.5% in favour of introducing legislation	<ul style="list-style-type: none"> Telephone survey conducted by Newspoll from February 16-18 and February 23-25, 2007 Sample size: 304 79% “strongly in favour” and 19% “partly in favour”
Western Australia, Australia ¹²	2011	74.2% in favour of introducing legislation	<ul style="list-style-type: none"> Telephone survey conducted by Newspoll for The Total Environment Centre from April 15-17, 2011 Sample size: 150 “56.1% “strongly in favour” and 18.1% “partly in favour”
Western Australia, Australia ¹³	2012	85% in favour of introducing nation-wide legislation	<ul style="list-style-type: none"> Telephone survey conducted by Newspoll from July 27-29, 2012 Sample size: 152 72% “strongly in favour” and 13% “partly in favour”
Western Australia, Australia ¹⁴	2012/13	87.6% in favour of introducing legislation	<ul style="list-style-type: none"> Survey conducted by Newspoll Sample size: 303 70.8% “strongly in favour” and 16.8% “partly in favour”
Western Australia, Australia ¹⁵	2013	90% in favour of introducing nation-wide legislation	<ul style="list-style-type: none"> Telephone survey conducted by Newspoll for the Boomerang Alliance and Total Environment Centre from October 18-20, 2013 Sample size: 150 74% “strongly in favour” and 15% “partly in favour”

Table 2: Summary of Public Opinion Polls Showing Support for Introduction of DRS Legislation (2003-2023) (Continued)

Jurisdiction	Year	Level of Support	Notes
Western Australia, Australia ¹⁶	2017	97.1% in favour of introducing legislation	<ul style="list-style-type: none"> Online survey conducted in 2017 by the Government of Western Australia Sample size: 3,236
Western Australia, Australia ¹⁷	2017	93% in favour of introducing legislation for plastic bottles	<ul style="list-style-type: none"> Telephone survey conducted November 16-21, 2017 Sample size: 402 67% “strongly support” and 26% “support” a 10-cents refund on each plastic bottle returned for recycling
Northern Territory, Australia ¹⁸	2011	79% in favour of introducing legislation	<ul style="list-style-type: none"> Telephone survey conducted by Newspoll from February 2-3, 2011 Sample size: 250 67% “strongly in favour” and 12% “partly in favour” 87% believe a 10-cent deposit will encourage more people to recycle these items
Victoria, Australia ¹⁹	2011	73% in favour of introducing legislation	<ul style="list-style-type: none"> Telephone survey conducted by Newspoll for The Total Environment Centre from April 15-17, 2011 Sample size: 300 53.7% “strongly in favour” and 19.3% “partly in favour”
Victoria, Australia ²⁰	2012	78% in favour of introducing legislation	<ul style="list-style-type: none"> Telephone survey conducted by Newspoll for the Boomerang Alliance from July 27-29, 2012 Sample size: 304 61% “strongly in favour” and 18% “partly in favour”
Victoria, Australia ²¹	2013	81% in favour of introducing legislation	<ul style="list-style-type: none"> Survey conducted by Newspoll 7/16 June 2013 Sample size: 300 60% “strongly in favour” and 21% “partly in favour”
Victoria, Australia ²²	2013	82% in favour of introducing nation-wide legislation	<ul style="list-style-type: none"> Telephone survey conducted by Newspoll for the Boomerang Alliance and Total Environment Centre from October 18-20, 2013 Sample size: 300 62% “strongly in favour” and 21% “partly in favour”
Victoria, Australia ²³	2015	79% in favour of introducing legislation	<ul style="list-style-type: none"> Poll conducted January/February 2015 Sample size: 608

Table 2: Summary of Public Opinion Polls Showing Support for Introduction of DRS Legislation (2003-2023) (Continued)

Jurisdiction	Year	Level of Support	Notes
Victoria, Australia ²⁴	2018	84% in favour of introducing legislation	<ul style="list-style-type: none"> • Online survey conducted June 22-27, 2018 for the Total Environment Centre • Sample size: 503 • Support was highest among those living in households with 5+ people (87%) and lowest among single-person households (77%) • Support was also high among those with an associate diploma (89%), bachelor's degree (87%), and skilled vocational (87%). • Widows (94%), as well as those living common law or with a partner (87%), married (85%), or divorced/separated (84%) showed more support than those who were single or never married (77%).
Victoria, Australia ²⁵	2019	92% in favour of introducing legislation	<ul style="list-style-type: none"> • Online survey conducted in July 2019 by Infrastructure Australia • Sample size: 1,000
New South Wales / ACT, Australia ²⁶	2011	73.9% in favour of introducing legislation	<ul style="list-style-type: none"> • Telephone survey conducted by Newspoll for The Total Environment Centre from April 15-17, 2011 • Sample size: 350 • 55.6% "strongly in favour" and 18.3% "partly in favour"
New South Wales / ACT, Australia ²⁷	2012	80% in favour of introducing legislation throughout Australia	<ul style="list-style-type: none"> • Telephone survey conducted by Newspoll for the Boomerang Alliance from July 27-29, 2012 • Sample size: 352 • 65% "strongly in favour" and 15% "partly in favour"
New South Wales / ACT, Australia ²⁸	2013	88% in favour of introducing legislation throughout Australia	<ul style="list-style-type: none"> • Telephone survey conducted by Newspoll for the Boomerang Alliance and Total Environment Centre from October 18-20, 2013 • Sample size: 350 • 67% "strongly in favour" and 21% "partly in favour"
New South Wales, Australia ²⁹	2013	86% in favour of introducing legislation throughout Australia	<ul style="list-style-type: none"> • Survey conducted by Newspoll for the Boomerang Alliance June 7/16, 2013 • Sample size: 665 • 68% "strongly in favour" and 18% "partly in favour"
New South Wales, Australia ³⁰	2015	90% in favour of introducing legislation	<ul style="list-style-type: none"> • Telephone survey conducted by Newspoll for the Total Environment Centre throughout January/February 2015 • Sample size: 669 • Support was highest among grocery buyers with children (92%)
Queensland, Australia ³¹	2011	76% in favour of introducing legislation	<ul style="list-style-type: none"> • Telephone survey conducted by Newspoll for The Total Environment Centre from April 15-17, 2011 • Sample size: 200 • 44.8% "strongly in favour" and 31.2% "partly in favour"

Table 2: Summary of Public Opinion Polls Showing Support for Introduction of DRS Legislation (2003-2023) (Continued)

Jurisdiction	Year	Level of Support	Notes
Queensland, Australia ³²	2012	82% in favour of introducing legislation throughout Australia	<ul style="list-style-type: none"> • Telephone survey conducted by Newspoll for the Boomerang Alliance from July 27-29, 2012 • Sample size: 201 • 59% “strongly in favour” and 23% “partly in favour”
Queensland, Australia ³³	2013	85% in favour of introducing legislation	<ul style="list-style-type: none"> • Newspoll commissioned by Greenpeace and Boomerang Alliance • Sample size: 400 • 67% “strongly in favour” and 18% “partly in favour”
Queensland, Australia ³⁴	2013	88% in favour of introducing legislation throughout Australia	<ul style="list-style-type: none"> • Telephone survey conducted by Newspoll for the Boomerang Alliance and Total Environment Centre from October 18-20, 2013 • Sample size: 200 • 66% “strongly in favour” and 22% “partly in favour”
Queensland, Australia ³⁵	2015	86% in favour of introducing legislation	<ul style="list-style-type: none"> • Telephone survey conducted January/February 2015 • Sample size: 407
Australian Capital Territory, Australia ³⁶	2015	81% in favour of introducing legislation	<ul style="list-style-type: none"> • Online survey; poll closed January 13, 2015 • Sample size: 624
South Australia, Australia ³⁷	2012	98% in favour of introducing legislation throughout Australia	<ul style="list-style-type: none"> • Telephone survey conducted by Newspoll for the Boomerang Alliance over the period of July 27-29, 2012 • Sample size: 153 • 93% “strongly in favour” and 5% “partly in favour”
South Australia, Australia ³⁸	2013	93% in favour of introducing legislation throughout Australia	<ul style="list-style-type: none"> • Telephone survey conducted by Newspoll for the Boomerang Alliance and Total Environment Centre from October 18-20, 2013 • Sample size: 151 • 81% “strongly in favour” and 12% “partly in favour”
Australia (National) ³⁹	2012	82.1% in favour of introducing legislation	<ul style="list-style-type: none"> • Telephone survey conducted by Newspoll for the Boomerang Alliance over the period of July 27-29, 2012 • Sample size: 1,212 • 65.7% “strongly in favour” and 16.5% “partly in favour”
Australia (National) ⁴⁰	2013	87% in favour of introducing legislation	<ul style="list-style-type: none"> • Telephone survey conducted by Newspoll for the Total Environment Centre and Boomerang Alliance from October 18-20, 2013 • Sample size: 1,201 • 67% “strongly in favour” and 20% “partly in favour”

Table 2: Summary of Public Opinion Polls Showing Support for Introduction of DRS Legislation (2003-2023) (Continued)

Jurisdiction	Year	Level of Support	Notes
Tasmania, Australia ⁴¹	2011	70.1% in favour of introducing legislation	<ul style="list-style-type: none"> Telephone survey conducted by Newspoll for The Total Environment Centre from April 15-17, 2011 Sample size: 50 46.8% “strongly in favour” and 23.4% “partly in favour”
Tasmania, Australia ⁴²	2011	91% in favour of introducing legislation	<ul style="list-style-type: none"> Poll undertaken from May 23-29, 2011 Sample size: 1,000 75% “strongly support” and 16% “partly support”
Tasmania, Australia ⁴³	2012	86.6% in favour of introducing legislation throughout Australia	<ul style="list-style-type: none"> Telephone survey conducted by Newspoll for the Boomerang Alliance over the period of July 27-29, 2012 Sample size: 50 74.9% “strongly in favour” and 11.8% “partly in favour”
Tasmania, Australia ⁴⁴	2013	86% in favour of introducing legislation throughout Australia	<ul style="list-style-type: none"> Telephone survey conducted by Newspoll for the Boomerang Alliance and Total Environment Centre from October 18-20, 2013 Sample size: 50 68% “strongly in favour” and 18% “partly in favour”
New Zealand ⁴⁵	2017	83% in favour of introducing legislation	<ul style="list-style-type: none"> Research commissioned by WasteMINZ’s Territorial Authority (TA) Forum Sample size: 1,000 58% “strongly in support” 78% of respondents support including all types of drinks containers being in the DRS
New Zealand ⁴⁶	2018-19	96% in favour of introducing legislation	<ul style="list-style-type: none"> Survey of local government mayors
New Zealand ⁴⁷	2020	78% in favour of introducing legislation	<ul style="list-style-type: none"> Online survey carried out by Consumer NZ in February/March 2020 Sample size: 2,114 78% were in favour of a scheme with 10% opposed and a further 12% undecided. 68% of those surveyed, earning below NZD\$25,000 per annum, were reported to support the scheme which is slightly lower than the average of 78%.

Table 2: Summary of Public Opinion Polls Showing Support for Introduction of DRS Legislation (2003-2023) (Continued)

Jurisdiction	Year	Level of Support	Notes
New Zealand ⁴⁸	2020	70% in favour of introducing legislation	<ul style="list-style-type: none"> • Online survey carried out by Consumer NZ in June 2020 • Sample size: 1,516 • 70% of respondents were in favour; 15% were undecided; 15% were opposed • 72% of respondents said they would use a DRS if it was introduced • 58% of respondents said up to 20-cents/bottle would be enough to encourage them to return containers • 40% of respondents would prefer to get their refund in cash and 21% would prefer direct payment to their bank account • For 80% of respondents, convenient drop-off points were the most important factor to a DRS's success • 67% said it needed to be easy to understand which containers were covered, with most wanting all drinks containers (glass, metal, and plastic) included in the programme • Supermarkets were picked by 70% as the most convenient place to return containers.
New Zealand ⁴⁹	2022	78% in favour of introducing legislation	<ul style="list-style-type: none"> • Consumer research polling carried out by Kantar/Consumer Link (commissioned by Reloop) during August 2022 utilising Kantar's standard, representative survey approach • 78% of respondents indicated support for the Aotearoa/New Zealand Government introducing a DRS on beverage packaging. 15% declared they were unsure, presumably requiring further detail about the scheme's design and operation and only 7% were not in favour of such a scheme. • The preferred deposit refund value for the Government to legislate is NZ30cents as stated by 52% of consumers: <ul style="list-style-type: none"> • 78% of consumers stated they were willing to engage with the scheme at this NZ30cent value • 66% of consumers stated they were willing to engage with the scheme if the refund value was set at NZ20cents • Only 45% said they would engage with the scheme and seek their refund if the deposit was set at NZ10cents • 95% of consumers believe all glass drink containers should be included in the scheme (similar results applied to aluminium and plastics at 92%) • 71% of consumers supported the reintroduction of refillable containers in the scheme, stating they would buy drinks in this format • In terms of where consumers preferred to return their empty containers for their refund: <ul style="list-style-type: none"> • 89% stated they would use a supermarket located collection point • 70% stated they would use a small retail store • 51% said they would use a resource recovery centre • 31% said they would utilise a depot (located in a light industrial area) • The type of collection point consumers stated they were most likely to use were: <ul style="list-style-type: none"> • Supermarket 73% • Small store (dairy) 12% • Resource recovery centre 10% • Depot 5%

Table 2: Summary of Public Opinion Polls Showing Support for Introduction of DRS Legislation (2003-2023) (Continued)

Jurisdiction	Year	Level of Support	Notes
Republic of the Maldives ⁵⁰	2018	80% in favour of introducing legislation	<ul style="list-style-type: none"> Survey conducted in October 2018 Sample size: Over 100 people
Singapore ⁵¹	2021	80% in favour of introducing legislation	<ul style="list-style-type: none"> Survey conducted in early 2021 by Singapore's National Environment Agency Sample size: 1,000 Most respondents felt that a deposit amount of 10- to 20-cents is reasonable to motivate return for recycling Supermarkets were the most preferred return location
Austria ⁵²	2020	81% in favour of introducing a deposit on PET bottles 76% in favour of introducing a deposit on cans 84% in favour of introducing a deposit on glass bottles	<ul style="list-style-type: none"> Online interviews conducted between July 30-August 5, 2020 by Research Affairs Sample size: 1,000 Margin of error: 3.2% 62% of respondents wanted a deposit on 2L PET bottles; 75% on 1.5L PET bottles; 72% on 1L PET bottles; 55% on 0.75L PET bottles; 57% on 0.5L PET bottles
Austria ⁵³	2020	83% in favour of introducing legislation	<ul style="list-style-type: none"> Online survey conducted by YouGov for Changing Markets Foundation February 4-11, 2020 Sample size: 1,000
Austria ⁵⁴	2021	87% in favour of introducing legislation	<ul style="list-style-type: none"> Online survey conducted February 8-15, 2021 for Greenpeace Austria by Marketagent Sample size: 500 Margin of error: 4.3% The poll also found that 87.4% of respondents were in favour of expansion of refillables in retail.
Belgium ⁵⁵	2011	62% in favour of introducing legislation	
Belgium ⁵⁶	2015	80% in favour of introducing legislation	<ul style="list-style-type: none"> The news paper 'Het Belang van Limburg' did a poll among 1,000 people living in Limburg (a province in Flanders). 80% of respondents supported the introduction of deposits on bottles and cans to fight litter.
Belgium ⁵⁷	2017	66% in favour of introducing legislation	<ul style="list-style-type: none"> The consumer organisation Test-Achats / Test-Aankoop did a poll among 1,150 of its members (both Dutch and French speaking). 66% of them supported the introduction of deposits on bottles and cans.
Belgium ⁵⁸	2018	82% in favour of introducing legislation	<ul style="list-style-type: none"> Poll conducted May 30-June 7, 2018 Sample size: 5,134
Belgium ⁵⁹	2021	88% in favour of introducing legislation	<ul style="list-style-type: none"> Online poll conducted April 10-19, 2021 by Ipsos België Sample size: 6,742

Table 2: Summary of Public Opinion Polls Showing Support for Introduction of DRS Legislation (2003-2023) (Continued)

Jurisdiction	Year	Level of Support	Notes
Bulgaria ⁶⁰	2021	62% in favour of introducing legislation	<ul style="list-style-type: none"> Survey conducted March 22-29, 2021 by KANTAR on behalf of the environmental association For the Earth Method: Computer Assisted Personal Interviewing (CAPI) (personal interviews in the respondent's home, based on a standardised questionnaire) Sample size: 810 30% of respondents "totally approve" of the introduction of a deposit system in Bulgaria and 32% "rather approve."
Bulgaria ⁶¹	2022	71% in favour of introducing legislation	<ul style="list-style-type: none"> Survey conducted March 31-April 8, 2022 by KANTAR on behalf of the environmental association For the Earth Method: Computer Assisted Personal Interviewing (CAPI) (personal interviews in the respondent's home, based on a standardised questionnaire) Sample size: 810 31% of respondents "totally approve" of the introduction of a deposit system in Bulgaria and 40% "rather approve."
Czech Republic ⁶²	2022	74% and 70% in favour of introducing legislation for plastic bottles and cans, respectively	<ul style="list-style-type: none"> Survey conducted in 2022 by the Ipsos agency for the Deposits Initiative (Iniciativa pro zálohování) The ideal deposit price would be CZK 4, according to the survey results.
England ⁶³	2019	74% in favour of introducing legislation	<ul style="list-style-type: none"> Two online panel surveys conducted by Kantar Public in March 2019. One survey was designed for adults aged 16+ (20-minute survey) and the other for children aged 11-15 (15-minute survey). Both surveys used Kantar's online access panel Lightspeed as the main sample source. Sample size: 4,057 interviews were archived with adults and 603 interviews with children Overall, around three quarters (74%) of adults were in support of a DRS, with 37% saying they "strongly support" it and 37% saying they "support" it. Relatively high levels of uncertainty (17% neither agreed nor disagreed) were also observed. Only 10% opposed the introduction of a DRS.
England ⁶⁴	2021	77% in favour of introducing legislation	<ul style="list-style-type: none"> Online survey conducted by YouGov 25-26 May 2021, commissioned by the Marine Conservation Society (MCS) Sample size: 2,076 adults living in Great Britain, of which 1,794 were based in England and 102 in Wales. The survey found that the public are supportive of a DRS including not just plastic bottles (77%), but also glass (75%), cans (67%), and cartons (57%)
France ⁶⁵	2019	90% in favour of introducing legislation	<ul style="list-style-type: none"> Poll conducted by Ifop for "Agir pour l'environnement" from March 20-22, 2019 via self-administered online questionnaire Sample size: 1,004 55% strongly in favour of introducing a DRS on glass bottles; 35% partly in favour

Table 2: Summary of Public Opinion Polls Showing Support for Introduction of DRS Legislation (2003-2023) (Continued)

Jurisdiction	Year	Level of Support	Notes
France ⁶⁶	2019	89% in favour of introducing legislation	<ul style="list-style-type: none"> • Online poll conducted September 17-20, 2019 by Ipsos • Sample size: 2,138 • 57% “strongly in favour” and 32% “mostly in favour”
France ⁶⁷	2019	84% of Millennials in favour of introducing legislation	<ul style="list-style-type: none"> • Study carried out November 22-27, 2019 by the Oceans without Plastic and the Tara Ocean Foundation, in partnership with the Harris Interactive Institute • Sample size: 1,044 people between the age of 18 and 35 (“Millennials”) • Margin of error: ±1.8% at a 95% confidence level • 50% “strongly in favour and 34% “mostly in favour”
France ⁶⁸	2019	88% in favour of introducing deposit legislation	<ul style="list-style-type: none"> • Poll conducted by Ifop via self-administered online questionnaires from November 28-29, 2019 • Sample size: 1,004 • Margin of error: ±1.4% at a 95% confidence level • 57% “strongly in support” and 31% “mostly in support”
France ⁶⁹	2023	92% in favour of introducing deposit legislation	<ul style="list-style-type: none"> • Poll conducted online by Ipsos from March 3-8, 2023 for the Reloop Platform • Sample size: 1,500 • 57% “strongly support” and 35% “support” • Support is highest amongst those 60+ years
France ⁷⁰	2023	83% in favour of introducing deposit legislation	<ul style="list-style-type: none"> • Poll conducted online by Toluna Harris Interactive (for Boissons Rafraichissantes de France) from May 12-15, 2023 • Sample size: 1,002 • Margin of error: ±1.8% at a 95% confidence level • 41% “strongly support” and 42% “mostly support.” Only 16% oppose deposits. • Regular drink consumers, as well as people aged between 25 and 34, are the most likely to support the deposit.
France ⁷¹	2023	75% in favour of introducing deposit legislation on all four container types	<ul style="list-style-type: none"> • Poll conducted online by Toluna Harris Interactive (for Conseil national de l’Économie circulaire) from April 20-24, 2023 • Sample size: 1,025 • Margin of error: ±1.8% at a 95% confidence level • 88% in favour of introducing deposits on glass bottles, 80% on plastic bottles, 77% on cans, and 70% on Tetra bricks • 75% are in support of introducing a deposit on all four types of containers; 70% are in support of introducing a deposit on 3 of the 4 types of containers; 73% in support of introducing a deposit on 2 of the 4 types of containers; and 74% support introducing a deposit on only one type of container

Table 2: Summary of Public Opinion Polls Showing Support for Introduction of DRS Legislation (2003-2023) (Continued)

Jurisdiction	Year	Level of Support	Notes
Hungary	2013	66% in favour of introducing legislation	
Republic of Ireland ⁷²	2013	89.4% in favour of introducing legislation	<ul style="list-style-type: none"> • Poll conducted April 20-May 10, 2013 via paper and online surveys • Sample size: 1,426 • Only 6.1% were opposed and 4.5% gave a conditional approval
Republic of Ireland ⁷³	2020	88% in favour of introducing an “all-in” DRS model	<ul style="list-style-type: none"> • Poll conducted October 1-5, 2020 by RedC and commissioned by VOICE Ireland • Sample size: 1,006 • 66% of respondents “strongly agree” that Ireland’s DRS should include as wide a scope as possible, while 22% “somewhat agree” • 78% said they supported the introduction of a variable deposit fee, where consumers pay a deposit that varies based on the size and material of the container • Opinion was relatively consistent across the age ranges surveyed, with 90% of 25–34-year-olds calling for a DRS that includes as many drinks containers as possible
Republic of Ireland ⁷⁴	2023	82% in favour of introducing legislation	<ul style="list-style-type: none"> • Research conducted in November 2023 by Amárach consultants, commissioned by the scheme’s operators, Re-turn. The research involved a 30-question online survey through the Amárach online research panel, a nationally representative panel of 1,000 adults • Sample size: 1,000 • 82% of consumers support the introduction of the DRS and 95% of consumers plan to engage with the scheme • 76% said they believe as individuals they can make a difference to the environment by recycling drinks containers, and they mainly believe they can do this by recycling and reusing more.
Republic of Ireland ⁷⁵	2023	84% in favour of introducing legislation	<ul style="list-style-type: none"> • Poll conducted in late 2023 by Red C, commissioned by VOICE Ireland as part of their Return for Change campaign • Sample size: Over 1,000 • 84% of respondents were positive about the scheme. More than three quarters, 76%, said they were aware of the scheme, with higher levels of awareness among elderly respondents and those living in rural areas.
Italy ⁷⁶	2022	83% in favour of introducing legislation	<ul style="list-style-type: none"> • Poll conducted in February 2022 via interviews • Sample size: 1,005 (people aged 18-65 living in Italy)

Table 2: Summary of Public Opinion Polls Showing Support for Introduction of DRS Legislation (2003-2023) (Continued)

Jurisdiction	Year	Level of Support	Notes
Italy ⁷⁷	2023	81.4% in favour of introducing legislation	<ul style="list-style-type: none"> Survey carried out in mid-November 2023 by AstraRicerche (commissioned by A Buon Rendere campaign) Sample size: 1,005 (people aged 18-65 living in Italy) 61.4 % of those interviewed declared they knew what a deposit system was (the remaining 38.6% declared they never heard of it) Upon being informed about the workings of a DRS, 81.4% of respondents expressed a desire for its adoption in Italy. 71.2% did not perceive returning bottles or cans as a significant effort, and 72.8% did not consider paying a refundable deposit as problematic. For 83.1% of respondents, the DRS represents a system capable of propelling Italy significantly forward toward the EU's sustainability objectives. Two principal reservations voiced by respondents regarding the system: 45.9% would support it only if its implementation resulted in a reduction in waste taxes. Additionally, 44.9% advocated for the option to return empties at home, especially for certain categories of consumers like the elderly and online shoppers. Just over one-quarter (28.0%) expressed concern about potential chaos in supermarkets, citing a lack of awareness about what actually occurs in countries where the system is already in place.
Latvia ⁷⁸	2021	84% believe a DRS for drinks packaging is necessary	<ul style="list-style-type: none"> Online survey conducted in February 2021 by SKDS Sample size: 1,017
Poland ⁷⁹	2018	94% in favour of introducing legislation	<ul style="list-style-type: none"> Poll conducted by Kantar and commissioned by Wyborcza (daily newspaper in Poland) Sample size: 1,000 74% answered "definitely yes" to the question of whether they would support the introduction of a DRS, while another 20% replied "rather yes"
Poland ⁸⁰	2020	95% in favour of introducing legislation	<ul style="list-style-type: none"> Survey by IBRiS 95% supported the idea, with 86% of respondents declaring they would like such a system as soon as possible When asked about the size of deposits to encourage bottle returns, 46% said they should be no higher than 0.3 zloty (7 euro cents) and only 3% would have accepted a rate higher than 1.5 zloty (33 euro cents)
Portugal ⁸¹	2020	91.6% in favour of introducing legislation	<ul style="list-style-type: none"> Online questionnaire carried out in late 2020 Sample size: 1,004 86.5% agree that the system should include all types of bottles and cans, regardless of material type 90% of poll participants stated that their recycling habits would change with the introduction of a DRS and that they would like it to be up and running as soon as possible
Romania ⁸²	2020	96% in favour of introducing legislation	<ul style="list-style-type: none"> Poll conducted August 17-24, 2020 via computer-assisted telephone interviews Sample size: 820 (people living in Romania 18+ years old) Margin of error: ±3.4% at a 95% confidence level

Table 2: Summary of Public Opinion Polls Showing Support for Introduction of DRS Legislation (2003-2023) (Continued)

Jurisdiction	Year	Level of Support	Notes
Romania ⁸³	2020	90% in favour of introducing legislation	<ul style="list-style-type: none"> • Poll conducted in September 2020 by the Beverage Producers Alliance through Kantar Romania • Sample size: 1,425 people aged 18-65 who had bought at least one of the beverages of interest (juice, beer, bottled water, bottled wine or spirits) in the month prior to the study (802 people were interviewed by the CATI method, at national level, and 623 people from the urban area by the CAWI method) • 87% of respondents would be willing to return through automatic devices • 83% would return the packaging to collection centres at convenience stores, and 81% to supermarkets and hypermarkets
Spain ⁸⁴	2013	86% in favour of introducing deposit legislation	<ul style="list-style-type: none"> • Sample size: 5,175
Spain ⁸⁵	2021	85% in favour of introducing legislation	<ul style="list-style-type: none"> • Survey conducted by LinQ Market Research Spain • Sample size: 1,000 • 84.8% of respondents say DRS is a good idea • 58.3% of respondents gave a score of 10 to the idea of returning cans, bottles, and cartons to the store, and 90% want the DRS to include glass
Scotland ⁸⁶	2015	78.8% in favour of introducing legislation	<ul style="list-style-type: none"> • Online poll conducted February 12-17, 2015 • Sample size: 1,011 • Margin of error: ±3.1% at the 95% confidence level • 39.1% “strongly support” and 35.9% “somewhat support”
Scotland ⁸⁷	2019	77% in favour of introducing legislation	<ul style="list-style-type: none"> • Online poll conducted July 16-18, 2019 • Sample size: 1,019 • 46% “strongly support” and 31% “tend to support”
Scotland ⁸⁸	2023	49% in favour of introducing legislation	<ul style="list-style-type: none"> • Polling conducted by Ipsos Scotland March 17-21, 2023 • Sample size: 1,023 • Half (49%) of respondents supported the scheme, while a third (31%) were opposed • Women were more supportive than men (52% vs. 45%) • Those under 55 were more supportive than those aged 55+ (53% of 16-34s, 51% of 35-54s, and 44% of those aged 55+) • There was a clear split in support along party lines—63% of those who voted SNP in 2021 supported the DRS, compared with 38% of Labour voters, and 25% of Conservative voters.

Table 2: Summary of Public Opinion Polls Showing Support for Introduction of DRS Legislation (2003-2023) (Continued)

Jurisdiction	Year	Level of Support	Notes
Scotland ⁸⁹	2023	72% in favour of introducing legislation across the UK 70% in favour of introducing legislation in Scotland	<ul style="list-style-type: none"> • Poll conducted by the Diffley Partnership (on behalf of TOMRA) from February 10-15, 2023 • Sample size: 1,080 • 72% of respondents think DRS should be introduced across the UK (51% strongly agree, 21% somewhat agree), and 65% are pleased that Scotland is to be the first UK nation to introduce it • Support for the DRS is highest among young people (76% among those aged 16-34) thought it remains at over 6 in 10 for all age groups • When it comes to Scotland specifically, 70% of respondents support the introduction of the DRS planned for August 2023 (43% strongly support, 27% somewhat support). Only 18% oppose the introduction of DRS in Scotland (10% strongly oppose, 8% somewhat oppose). Eleven percent neither support nor oppose.
Wales ⁹⁰	2015	60% in favour of producer responsibility approach to drinks-related litter; out of them 81% in favour of introducing deposit legislation	<ul style="list-style-type: none"> • Survey carried out during September 2015; sent out over social media to the general public • Although this methodology can only provide a snapshot of data and responses are somewhat subjective, results were largely consistent with few anomalies
Wales ⁹¹	2019	74% in favour of introducing legislation	<ul style="list-style-type: none"> • The research consisted of two online panel surveys: one with 1,453 adults aged 16+ and one with 372 children aged 11-15. • Survey was conducted online in March 2019 using Kantar's online access panel Lightspeed as the main sample source • 39% "strongly support" and 35% "support" • Surveyed children aged 11-15 were also in support of a DRS: 85% supported the introduction of the scheme while only 3% opposed it • An 'all-in' DRS, where all containers carry the same deposit, regardless of size, was considered by participants to be the most effective.
Wales ⁹²	2021	72% in favour of introducing legislation	<ul style="list-style-type: none"> • Online survey conducted 25-26 May 2021 by YouGov and commissioned by the Marine Conservation Society (MCS) • Sample size: 2,076 adults living in Great Britain (1,794 based in England, 102 based in Wales) • The survey found that the public are supportive of a DRS including not just plastic bottles (76%), but also glass (75%), cans (63%), and cartons (58%)
Wales ⁹³	2023	62% in favour of introducing legislation	<ul style="list-style-type: none"> • Poll conducted by YouGov (for Nature 2030) between 25-29 September 2023 • Sample size: 1,025 • 60% of respondents said they believed the scope of the scheme should be consistent across all four nations of the UK. • 66% of respondents want glass to remain in the country's DRS

Table 2: Summary of Public Opinion Polls Showing Support for Introduction of DRS Legislation (2003-2023) (Continued)

Jurisdiction	Year	Level of Support	Notes
UK ⁹⁴	2008	82% in favour of introducing 5 pence deposit 80% in favour of introducing 10 pence deposit	
UK	2010	89% in favour of introducing legislation	
UK ⁹⁵	2017	63% in favour of introducing legislation	
UK ⁹⁶	2017	73% in favour of introducing legislation	<ul style="list-style-type: none"> • Online survey conducted by YouGov on behalf of the Marine Conservation Society between August 7-8, 2017 • Sample size: 2,137 adults living in Great Britain (1,844 were based in England, 106 based in Wales). • 40% strongly support and 33% support introducing a DRS across the UK for single-use drinks bottles and cans • Most support comes from those aged over 45 years
UK ⁹⁷	2018	74% in favour of introducing legislation	<ul style="list-style-type: none"> • Online survey conducted April 3, 2018 • Sample size: 1,002 • The survey also reveals what people do with their used empty plastic bottles when they are away from home (AfH). Of those that use plastic bottles AfH, 42% say they are likely to keep their bottle and reuse it, 32% say they will go out of their way to find a recycling bin, and 26% say they will just throw it in the nearest bin.
UK ⁹⁸	2018	72% of people in England in favour of introducing legislation for containers of all sizes 71% of people in Wales in favour of introducing legislation for containers of all sizes 80% of people in Scotland in favour of introducing legislation for containers of all sizes	<ul style="list-style-type: none"> • Online survey conducted October 18-19, 2018 by YouGov for the Marine Conservation Society • Sample size: 2,081 adults living in Great Britain (1,797 based in England, 104 based in Wales).

Table 2: Summary of Public Opinion Polls Showing Support for Introduction of DRS Legislation (2003-2023) (Continued)

Jurisdiction	Year	Level of Support	Notes
UK ⁹⁹	2019	72% in favour of introducing deposit legislation	<ul style="list-style-type: none"> Online survey conducted by YouGov on behalf of the Campaign to Protect Rural England, between June 9-11, 2019 Sample size: 3,386 41% “strongly support”; 31% “tend to support”
UK ¹⁰⁰	2020	84% in favour of introducing legislation	<ul style="list-style-type: none"> Poll conducted May 29-31, 2020 by Populus Sample size: 2,087 adults living in the UK 84% agreed that all drinks containers should be included in the proposed DRS, up from 69% in May 2019 Almost 4/5 support a variable deposit
UK ¹⁰¹	2021	86.3% in favour of introducing legislation	<ul style="list-style-type: none"> Online survey running from mid-January 2021 to the end of February 2021 Sample size: 138 86.3% of respondents either agreed or strongly agreed that a DRS is a good idea and 90.3% either agreed or strongly agreed that it would benefit the environment 69.4% of respondents would like to see the DRS extended beyond drinks containers to include other types of plastic waste
UK ¹⁰²	2023	66% in favour of introducing legislation	<ul style="list-style-type: none"> Poll conducted in April 2023 by YouGov (commissioned by Keep Britain Tidy) Just 30% of respondents had heard of DRS and answered that they knew what it was. When DRS was explained, 66% supported it (with only 13% opposing). This rose to 69% for 2019 Conservative voters, 72% for Labour voters, and 76% for Liberal Democrat voters. Support was highest amongst voters 50+ (71% support) and less popular with 18-24 year olds, although a majority (58%) still supported it. 76% of respondents believed that glass bottles should be included in DRS, the highest percentage, ahead of plastic bottles (75%) and aluminium cans (69%)
UK ¹⁰³	2023	66% in favour of introducing legislation	<ul style="list-style-type: none"> Poll conducted by Toluna in September 2023 Sample size: 1,016 66% said they support plans for a DRS in the UK (17% said they do not support such plans, and 17% said ‘not sure’) There is clear support for the 20p deposit rate set by the Scottish government. When asked if 20p was “the right level” for the deposit for a UK scheme, 63% said “just about right”, 19% said “slightly too high”, 10% said “much too high”, 6% said “slightly too low”, and 1.9% said “much too low.” When asked “how convenient would you personally find the scheme in its current proposed form” (where shoppers would have to recycle their cans and bottles at RVMs situated in/outside stores), 23% said it was “very convenient” and 46% said “quite convenient.” 20% felt it was “quite inconvenient” and 11% said “very inconvenient.” When asked if the proposed DRS should also include glass, 73% responded “yes”, 15% responded “no”, and 12% were “not sure.”

Table 2: Summary of Public Opinion Polls Showing Support for Introduction of DRS Legislation (2003-2023) (Continued)

Jurisdiction	Year	Level of Support	Notes
Slovakia ¹⁰⁴	2019	86% in favour of introducing legislation	<ul style="list-style-type: none"> • Poll conducted in January 2019 by the AKO polling agency for the Slovak Environment Inspection • Sample size: 1,030 people living in Slovakia • More than 86% support introducing a DRS for PET bottles and cans (only 10% oppose this proposal). • 96% of respondents don't mind paying a deposit while buying a drink that will be returned to them when they bring PET bottles or cans back to a shop. • Asked about whether the deposits will influence their waste separation habits, 77% of respondents said they will keep separating plastics as they did until now, while 3% of respondents admitted they would limit separation of plastics.
Indiana, USA ¹⁰⁵	2012	73% in favour of introducing legislation	<ul style="list-style-type: none"> • Poll managed by Ball State University Bowen Center using Princeton Survey Research Associates • Sample size: 600 • Tested seven possible outcomes associated with a refundable deposit programme – very strong support for all (78% to 87%) • 67.7% agreed that a refundable deposit is not a tax
Tennessee, USA ¹⁰⁶	2008	80.4% in favour of introducing legislation	<ul style="list-style-type: none"> • Poll conducted March 12-20, 2008 via random telephone interviews • Sample size: 777 (only includes registered voters) • Margin of error: ± 3.5% at the 95% confidence level • 44.4% “strongly support” and 36% “support”
Tennessee, USA	2009	83.2% in favour of introducing legislation	
Texas, USA ¹⁰⁷	2011	71% in favour of introducing legislation	<ul style="list-style-type: none"> • Poll conducted January 18-20, 2011 via telephone interviews • Sample size: 501 • Margin of error: ±4.4% at a 95% confidence level
USA (National) ¹⁰⁸	2019-20	75% in favour of introducing legislation	<ul style="list-style-type: none"> • Survey conducted in the fall and winter of 2019-2020 by Keep America Beautiful as part of its 2020 National Litter Study • Sample size: 1,100+ • Respondents were asked about two types of policies targeted at increasing recycling. Half of respondents were asked whether they support a “refundable deposit” policy in their state and the other half were asked whether they support a “rebate incentive.” Across both questions, and across all respondents (nationally, in DRS states and in non-DRS states), over 75% of respondents supported the implementation of these policies within their state.

Table 2: Summary of Public Opinion Polls Showing Support for Introduction of DRS Legislation (2003-2023) (Continued)

Jurisdiction	Year	Level of Support	Notes
USA (National) ¹⁰⁹	2020	88% in favour of introducing legislation	<ul style="list-style-type: none"> • Online survey commissioned by the World Wildlife Fund and conducted by Corona Insights between December 3-11, 2020 • Sample size: 1,098 (probability-based sample from NORC AmeriSpeak® panel, stratified into 5 geographical regions) (71% of respondents did not live in a state with DRS) • Margin of error: ±4.11% for the overall results • There was little difference in reaction to “refund program” vs. “deposit program” wording (each version of the survey was shown to half of respondents): 88% of Americans support the creation of a “nationwide plastic beverage container refund program” (51% strongly support, 37% somewhat support), and 86% of Americans support the creation of a “nationwide plastic beverage container deposit program”
USA (National) ¹¹⁰	2022	81% in favour of recycling refund programs	<ul style="list-style-type: none"> • Nationwide survey of voters conducted on 7 June 2022 by Lincoln Park Strategies on behalf of the Aluminum Association • 48% “strongly support”, 33% “somewhat support”, 7% “somewhat oppose”, 3% “strongly oppose”, 8% “not sure” • Support for recycling refund programs was strong and consistent across all political and demographic groups, registering at more than 70% for Democrats, Independents, and Republicans. • Residents of states with existing bottle bills displayed the highest level of support at 90% • Margin of error: ±3.1% at the 95% confidence level
Ontario, Canada ¹¹¹	2006	75% in favour of introducing legislation	<ul style="list-style-type: none"> • Poll conducted September 30-October 3, 2006 via random telephone interview • Sample size: 500 • Margin of error: The aggregate survey results are accurate ±4.4%, 19 times out of 20 • 75% “strongly support” and 12% “somewhat support”

Table 3: Summary of Public Opinion Polls Showing Support for Expansion of DRS Legislation (2003-2023)

Jurisdiction	Year	Level of support	Notes
Australia (National) ¹¹²	2022	93% in favour of expanding legislation	<ul style="list-style-type: none"> • Poll conducted online December 1-6, 2022 by Lightspeed Research (commissioned by Total Environment Centre) • Sample size: 1,228 (people aged 18+, including 868 living in NSW, ACT, QLD, SA, NT, or WA; sample quotas were set for each state, city, and regional area, by sex and age) • More than 9 in 10 (93%) support the expansion of the 10-cent refund scheme for drink bottles and cans to include more containers, like wine and spirit bottles (73% “strongly support” the idea; 20% “support” the idea). Only 2% of adults oppose the expansion of the scheme, and 5% neither support nor oppose.
New South Wales / ACT, Australia ¹¹³	2022	92% in favour of expanding legislation	<ul style="list-style-type: none"> • Poll conducted online December 1-6, 2022 by Lightspeed Research (commissioned by Total Environment Centre) • Sample size: 1,228 (people aged 18+, including 868 living in NSW, ACT, QLD, SA, NT, or WA; sample quotas were set for each state, city, and regional area, by sex and age) • 73% “strongly support” and 19% “support” expanding the scheme to include more containers like wine and spirits bottles
Queensland, Australia ¹¹⁴	2022	96% in favour of expanding legislation	<ul style="list-style-type: none"> • Poll conducted online December 1-6, 2022 by Lightspeed Research (commissioned by Total Environment Centre) • Sample size: 1,228 (people aged 18+, including 868 living in NSW, ACT, QLD, SA, NT, or WA; sample quotas were set for each state, city, and regional area, by sex and age) • 76% “strongly support” and 20% “support” expanding the scheme to include more containers like wine and spirits bottles
Queensland, Australia ¹¹⁵	2022-23	99% in favour of expanding legislation	<ul style="list-style-type: none"> • The state government launched a consultation paper in 2022 intended to gauge public sentiment on steps that can be taken to build on the success of the last four years of Queensland’s container refund scheme. The focus of this discussion paper was on the proposal to expand the scope of containers that are eligible for a refund under the scheme. Over 6,600 respondents provided feedback on expanding the container refund scheme during the consultation process which was held from December 2022—February 2023. A total of 5,335 responses were received via the online survey and a total of 1,268 templated survey responses were received by email. • The online portal survey results were: <ul style="list-style-type: none"> • Overall expansion of the scheme: 99% are in support • Glass wine bottles 150ml- 3L: 98% are in support • Glass pure spirit bottles 150ml-3L: 98% are in support • Flavoured milk, pure vegetable and juice and water and wine aseptic packs up to 3L: 95% are in support.
Western Australia ¹¹⁶	2022	93% in favour of expanding legislation	<ul style="list-style-type: none"> • Poll conducted online December 1-6, 2022 by Lightspeed Research (commissioned by Total Environment Centre) • Sample size: 1,228 (people aged 18+, including 868 living in NSW, ACT, QLD, SA, NT, or WA; sample quotas were set for each state, city, and regional area, by sex and age) • 73% “strongly support” and 20% “support” expanding the scheme to include more containers like wine and spirits bottles

Table 3: Summary of Public Opinion Polls Showing Support for Expansion of DRS Legislation (2003-2023) (Continued)

Jurisdiction	Year	Level of support	Notes
South Australia, Australia ¹¹⁷	2004	92% in favour of expanding legislation	<ul style="list-style-type: none"> • Poll conducted June 9-17, 2004 via interviews • Sample size: 803 • 78% “strongly support” and 13% “slightly support”
South Australia, Australia ¹¹⁸	2019	84% in favour of expanding legislation	<ul style="list-style-type: none"> • Online survey conducted January 13-February 22, 2019 • Sample size: 1,001 • A total of 84% of the people responding to this survey thought that more types of containers should be included in the DRS, leaving 16% who did not think so. The most frequently mentioned items for inclusion were wine/spirit bottles, followed by single-use plastics, glass bottles and containers, and other containers that could be recycled. • 4% of respondents thought some containers should be removed from the scheme, and 96% did not support the removal of any items.
South Australia, Australia ¹¹⁹	2021	<p>68% in favour of expanding legislation to all glass beverage containers (including wine and spirits) up to 3L</p> <p>61% in favour of expanding legislation to all plastic fruit/vegetable juice and cordial containers up to 3L</p>	<ul style="list-style-type: none"> • In September 2021, the South Australian government released a discussion paper (Improving Australia’s Recycling Makes Cents) for public consultation. From September 25 to November 30, 2021, South Australia’s Environment Protection Authority received 250 submissions from the community, CDS stakeholders, environment and community groups, the beverage manufacturing and supply sector, the resource recovery and recycling sector, and across government. Submissions were received either via an online form available on the EPA website, YourSAy website, as a written letter and via e-mail. The largest group represented in the survey was the resource recovery sector. The second-largest industry group response was from wine sector representatives, followed by breweries. • A total of 42% of respondents considered that all beverage containers, including plain milk, should be included in the DRS.
South Australia / Northern Territory Australia ¹²⁰	2022	94% in favour of expanding legislation	<ul style="list-style-type: none"> • Poll conducted online December 1-6, 2022 by Lightspeed Research (commissioned by Total Environment Centre) • Sample size: 1,228 (people aged 18+, including 868 living in NSW, ACT, QLD, SA, NT, or WA; sample quotas were set for each state, city, and regional area, by sex and age) • 68% “strongly support” and 26% “support” expanding the scheme to include more containers like wine and spirit bottles
England ¹²¹	2023	75% in favour of expanding legislation	<ul style="list-style-type: none"> • Poll conducted by Survation between April 27 and May 3, 2023 and commissioned by Nature 2030 • Sample size: 1,009 members of the Scottish public aged 18+ • Over three quarters of respondents believed glass bottles should be added to the upcoming DRSs in England and Northern Ireland
The Netherlands ¹²²	2016	74% in favour of expanding legislation to small plastic bottles and cans	<ul style="list-style-type: none"> • Survey conducted by Radar, a Dutch consumer programme • Sample size: 1,500

Table 3: Summary of Public Opinion Polls Showing Support for Expansion of DRS Legislation (2003-2023) (Continued)

Jurisdiction	Year	Level of support	Notes
The Netherlands ¹²³	2018	84% in favour of expanding legislation to small plastic bottles 75% in favour of expanding legislation to cans	<ul style="list-style-type: none"> Survey conducted by Consumers' Association (Consumentenbond) Sample size: 2,000
The Netherlands ¹²⁴	2018	80% in favour of expanding legislation	<ul style="list-style-type: none"> Survey conducted by Radar Sample size: 40,000
The Netherlands ¹²⁵	2018	81% in favour of expanding legislation	<ul style="list-style-type: none"> Survey conducted 8-21 February 2018 by GfK Research for the Recycling Network Sample size: 24,979 Majority of voters from the 4 government parties are in favour of expanding deposits: 85% of CU voters, 85% of D66 voters, 83% of CDA voters, and 79% of VVD voters <ul style="list-style-type: none"> Average support for expansion across all parties: 81% Among the electorate of the opposition parties, a majority was also in favour of the introduction of a deposit on cans and bottles: 90% of GroenLinks voters, 84% of SP voters, 88% of PvdA voters and 76% of PVV voters.
The Netherlands ¹²⁶	2018	78% in favour of expanding legislation	<ul style="list-style-type: none"> Online survey conducted 7-9 February 2018 by EenVandaag Sample size: 33,270 (members of the EenVandaag Opinion Panel, which consists of 50,000 people) Support was also strong among the governing parties: 89% for DKK, 83% for CDA, 85% for CU, and 72% for VVD With a 10-cent deposit on plastic bottles, 77% of respondents would often or always return their bottle; with a 25-cent deposit, this increases to 89%. With a 10-cent deposit on cans, 72% would make the effort to return them to a supermarket; with a 25-cent deposit, this increases to 83%.
The Netherlands ¹²⁷	2021	90.1% in favour of expanding legislation	<ul style="list-style-type: none"> Survey conducted February 4, 2021 via online poll Sample size: 7,130 90.1% agree with the government's decision to extend the deposit system to cans from 31 December 2022
Northern Ireland ¹²⁸	2023	75% in favour of expanding legislation	<ul style="list-style-type: none"> Poll conducted by Survation between April 27 and May 3, 2023 and commissioned by Nature 2030 Sample size: 1,009 members of the Scottish public aged 18+ Over three quarters of respondents believed glass bottles should be added to the upcoming DRSs in England and Northern Ireland

Table 3: Summary of Public Opinion Polls Showing Support for Expansion of DRS Legislation (2003-2023) (Continued)

Jurisdiction	Year	Level of support	Notes
UK ¹²⁹	2022	75% in favour of expanding legislation	<ul style="list-style-type: none"> • Poll conducted by Yonder for Nature 2030 between 16-18 December 2022 • Sample size: 2,076 members of the UK public aged 18+ • Three quarters of Britons said they want glass bottles reinstated in the Government's proposed DRS. The survey followed an announcement made in 2022 that glass bottles would be excluded from the scheme in England and Northern Ireland.
Iowa, USA ¹³⁰	2018	27% in favour of expanding legislation to include juice and water bottles	<ul style="list-style-type: none"> • Poll conducted January 28-31 by Selzer & Co. (for The Des Moines Register and Mediacom) via telephone interviews • Sample size: 801 • Margin of error: ±3.5%
Iowa, USA ¹³¹	2021	38% in favour of expanding legislation to include all single- use drinks containers and/or to raise deposit/handling fee	<ul style="list-style-type: none"> • Survey conducted in January 2021 by Kristi Cooper Consulting • Sample size: 588 • 21% said to keep the DRS and raise the deposit/handling fee; 17% said to keep and expand the DRS, and 8% said to eliminate it.
Iowa, USA ¹³²	2022	70% in favour of expanding legislation	<ul style="list-style-type: none"> • Poll commissioned by Cleaner Iowa and conducted February 4-8, 2022 by Selzer & Co. via telephone survey using landlines and mobile phones. • Sample size: 814 (active registered Iowa voters) • When asked whether the state should keep the law as is or expand it to add more types of eligible containers and more retail return locations, 61% said expand it. Even after respondents were given a list of arguments for and against the DRS, the percentage of people when asked again if the programme should be expanded increased from 61% to 70%. • Iowans expressed strong levels of support in the myriad proposals to expand the DRS: <ul style="list-style-type: none"> • 86% favour adding places to return empty containers • 72% favour increasing fees on stores and redemption centres to cover programme costs • 71% favour adding more types of containers • 51% favour increasing the deposit from 5- to 10-cents

Table 3: Summary of Public Opinion Polls Showing Support for Expansion of DRS Legislation (2003-2023) (Continued)

Jurisdiction	Year	Level of support	Notes
Iowa, USA ¹³³	2022	51.0% in favour of either increasing the deposit or expanding the scope	<ul style="list-style-type: none"> Iowa Policy and Opinion Lab Poll carried out between February 10-25, 2022 Poll designed by University of Iowa faculty students Sample size: 883 46.1% supported expanding the types of containers covered (29.8% wanted to keep coverage the same and 13.7% wanted to see the law cover fewer beverages) 33.5% supported increasing the deposit (38.9% indicated they prefer to keep the current deposit and 22.3% supported eliminating it) Taken together, 26.1% of respondents supported increasing deposits and expanding the scope (10.4% supporting eliminating the deposit and covering fewer beverages; 18.2% preferred to keep both unchanged). Most respondents prefer some form of change: in total, 70.1% indicated a preference for changing at least one of the two components; 51.0% indicated a preference for increasing at least one component (deposit or scope), 22.5% supported decreasing at least one component; 3.4% supported increasing one while also decreasing the other. Margin of error: $\pm 3.4\%$
Connecticut, USA ¹³⁴	2020	81% in favour of expanding legislation	<ul style="list-style-type: none"> Survey conducted by telephone interviews among both landline and cell phone respondents from January 6-9, 2020 Sample size: 500 Margin of error: $\pm 4.4\%$ at the 95% confidence level 64% “strongly support” and 17% “somewhat support”
Connecticut, USA ¹³⁵	2021	83% in favour of increasing the deposit 90% in favour of expanding legislation to include more drink types	<ul style="list-style-type: none"> Survey conducted by the Citizens Campaign for the Environment (CCE) over several days from April to June 2021 Results are the combination of in-person surveys conducted in Bridgeport, Hartford, New Britain, and New Haven, Connecticut, as well as online surveys (SurveyMonkey) distributed via CCE’s e-mail and social media networks. Sample size: 209 92% of respondents supported increasing public access to convenient recycling options for bottles and cans
Michigan, USA ¹³⁶	2013	80.5% in favour of expanding legislation	<ul style="list-style-type: none"> Sample size: 33
Michigan, USA ¹³⁷	2019	78.2% in favour of expanding legislation	<ul style="list-style-type: none"> Poll conducted April 9-13, 2019 by Marketing Resource Group Sample size: 600 Margin of error: $\pm 4.0\%$ 59.0% “strongly favour” and 19.2% “somewhat favour” expanding the deposit law to offer a deposit on other drinks containers such as plastic water bottles

Table 3: Summary of Public Opinion Polls Showing Support for Expansion of DRS Legislation (2003-2023) (Continued)

Jurisdiction	Year	Level of support	Notes
Massachusetts, USA ¹³⁸	2003	84% in favour of expanding deposit legislation	
Massachusetts, USA ¹³⁹	2011	77% in favour of expanding legislation	<ul style="list-style-type: none"> • Poll conducted by MassINC Polling Group between January 5-8, 2011 via telephone interviews • Sample size: 400 • 53% “strongly support” and 24% “somewhat support” • 8% “somewhat oppose” and 14% “strongly oppose” • Margin of error: ±4.9% with a 95% level of confidence
New York, USA ¹⁴⁰	2004	70% in favour of expanding legislation	<ul style="list-style-type: none"> • Survey conducted by Public Policy Associates Inc. via telephone interviews between January 16-31, 2004 • Sample size: 800 registered voters • 70% of respondents supports an expansion of the bottle bill to include noncarbonated beverages such as bottled water, juice, sports drinks, and iced tea. Support for expanding the bottle bill was robust: examinations of response by area of the state, age, race and ethnicity, household income, and political-party identification revealed widespread support independent of these characteristics. • Support was also robust to variations in consumption habits: those who consume the greatest quantity of these types of beverages—who would be most affected by the proposal—support expansion. • Only 27% are opposed
New York, USA ^{141,142}	2023	71% in favour of expanding legislation to include all types of beverage containers	<ul style="list-style-type: none"> • NPIRG poll conducted by the Siena College Research Institute via telephone interviews between January 15-19, 2023 • Sample size: 821 registered voters • A majority of respondents agreed that the bottle bill had reduced litter in the state • The majority of respondents support raising the deposit from 5- to 10-cents • Margin of error: ±4.3%
Vermont, USA ¹⁴³	2010	86% in favour of expanding legislation	<ul style="list-style-type: none"> • Poll conducted November 15-17, 2010 via telephone interviews • Sample size: 400 • Margin of error: ±4.9% at the level of 95% confidence • 93% thought Vermont’s current DRS programme was a ‘good idea’ (75% strongly agreed) • 61% strongly favoured expansion
Vermont, USA ¹⁴⁴	2013	80% in favour of expanding legislation	<ul style="list-style-type: none"> • Annual survey conducted by Senator Bill Doyle • Sample size: 139

Table 3: Summary of Public Opinion Polls Showing Support for Expansion of DRS Legislation (2003-2023) (Continued)

Jurisdiction	Year	Level of support	Notes
Vermont, USA ¹⁴⁵	2021	83% in favour of expanding legislation	<ul style="list-style-type: none"> • VPIRG poll conducted via telephone interviews among voters from March 11-14, 2021 • Sample size: 400 • Margin of error: $\pm 4.9\%$ at the 95% confidence level • Support for expanding the DRS to include more types of containers such as sports drinks, water bottles, and wine bottles: 64% strongly support, 19% somewhat support
Alberta, Canada ¹⁴⁶	2019	78% in favour of expanding legislation	<ul style="list-style-type: none"> • In-person surveys conducted by Prairie Research Associates (for the Beverage Container Management Board) at beverage container return depots on each Saturday from July 20, 2019 to August 24, 2019 • Sample size: 995 (64% respondents in rural locations and 36% respondents in urban locations) • 78% of respondents would like to see a deposit placed on more types of containers so that they could bring them back to a depot to be recycled
Alberta, Canada ¹⁴⁷	2021	74% in favour of expanding legislation	<ul style="list-style-type: none"> • Online survey – carried out at one depot from May 22-June 6, 2021 and at the remaining 29 depots from June 21-August 8, 2021 • Sample size: 1,357 • The Beverage Container Management Board reached out to 30 beverage container depots in Alberta who agreed to take part in the study. • 74% of recent depot customers are in favour of placing a deposit on more types of containers so that they can be recycled at a depot. Depot customers between 18-44 years of age were most likely to be in favour of placing deposits on more types of containers.
Alberta, Canada ¹⁴⁸	2022	79% in favour of expanding legislation	<ul style="list-style-type: none"> • Online survey • Sample size: 1,292 • The Beverage Container Management Board reached out to 30 beverage container depots in Alberta who agreed to take part in the study. PRA developed business card handouts with a link to the online survey. The cards were distributed to each depot, who then handed them out to customers who made a beverage container return. In total, the study resulted in 1,292 completed surveys across all participating depots. • About 79% of recent depot customers are in favour of placing a deposit on more types of containers so that they can be recycled at a depot
Ontario, Canada ¹⁴⁹	2017	91% in favour of expanding legislation	<ul style="list-style-type: none"> • Online survey conducted by the Gandalf Group on behalf of Environmental Defence Canada between March 4-7, 2017 • Sample size: 800 • 69% “strongly support” and 23% “somewhat support” • Most common explanations for support of expanding the DRS: promotes recycling (26%), reducing trash (25%), and rewarding returning bottles (24%) • Margin of error: $\pm 3.5\%$ at the 95% confidence level

Table 3: Summary of Public Opinion Polls Showing Support for Expansion of DRS Legislation (2003-2023) (Continued)

Jurisdiction	Year	Level of support	Notes
Ontario, Canada ¹⁵⁰	2023	76% in favour of expanding legislation	<ul style="list-style-type: none"> • Online survey conducted by Environics Research on behalf of Environmental Defence Canada from April 27 to May 1, 2023 • Sample size: 1,000 • Margin of error: $\pm 3\%$ at the 95% confidence level • 50% “strongly support” and 26% “somewhat support” the establishment of a deposit system in Ontario for non-alcoholic drink containers; 14% oppose and 10% were “not sure.” • Ontarians most supportive of DRS are those 65+ and people who live in rural areas, where support reached 86% and 83%, respectively.
Quebec, Canada ¹⁵¹	2016	<p>88% in favour of expanding legislation to include water bottles</p> <p>91% in favour of expanding legislation to include wine bottles</p>	<ul style="list-style-type: none"> • Sample size: 1,234 • 93% totally or somewhat agree that the Quebec government should modernise the DRS • 63% said that increasing the deposit from 5- to 10-cents would make them always return their containers; 22% said it would make them return them more often; and 14% said it would not change their habits • 84% of respondents said that extending the deposit to water bottles would result in them always or often bringing back plastic water bottles • 89% of respondents said that extending the deposit to wine bottles would result in them always or often bringing back their wine bottles
Quebec, Canada ¹⁵²	2017	<p>86% in favour of expanding legislation to include water bottles</p> <p>91% in favour of expanding legislation to include wine bottles</p>	<ul style="list-style-type: none"> • Online survey conducted June 29-July 1, 2017 • Sample size: 1,065 • Margin of error: $\pm 3.9\%$ at the 95% confidence level • 92% totally or somewhat agree that the Quebec government should modernise the DRS

Table 4: Summary of Public Opinion Polls Showing Support for Existing DRS Legislation (2003-2023)

Jurisdiction	Year	Level of support	Notes
Northern Territory, Australia ¹⁵³	2012	88% in favour of existing legislation	<ul style="list-style-type: none"> In order to quantify community attitudes towards the DRS, Boomerang Alliance undertook a face-to-face survey interviewing people both at the entry to major supermarkets and at collection depots in August 2012. Those surveyed were asked a series of questions including whether they were aware of the scheme, whether they thought the scheme was worthwhile, etc. Sample size: 300 88% of people responded that they felt the DRS was “worthwhile”
New South Wales, Australia ¹⁵⁴	2018	78% in favour of existing legislation	
New South Wales, Australia ¹⁵⁵	2019	87% in favour of existing legislation	<ul style="list-style-type: none"> Kantar December 2019 Return and Earn consumer research results
New South Wales, Australia ¹⁵⁶	2020	88% in favour of existing legislation	<ul style="list-style-type: none"> Kantar June 2020 Return and Earn consumer research results
New South Wales, Australia ¹⁵⁷	2022	89% in favour of existing legislation	<ul style="list-style-type: none"> Kantar June 2022 Return and Earn consumer research results
South Australia, Australia ¹⁵⁸	2004	91% in favour of existing legislation	<ul style="list-style-type: none"> Sample size: 803 78% “strongly support” and 13% “slightly support”
South Australia, Australia ¹⁵⁹	2012	98% in favour of existing legislation	<ul style="list-style-type: none"> Poll conducted by Harrison Research between September 10-16, 2012 via computer aided telephone interviews Sample size: 800 93% “strongly support” and 5% “slightly support”
Australian Capital Territory, Australia ¹⁶⁰	2019	82% in favour of existing legislation	<ul style="list-style-type: none"> Survey conducted by Instinct & Reason in February 2019
Australian Capital Territory, Australia ¹⁶¹	2020	83% in favour of existing legislation	<ul style="list-style-type: none"> According to the ACT CDS 2019-20 Annual Statutory Report, support for the scheme rose from 71% in August 2019 to 83% in April 2020. Additionally, 51% stated they believe it is the best way to reduce litter and increase recycling of containers.

Table 4: Summary of Public Opinion Polls Showing Support for Existing DRS Legislation (2003-2023) (Continued)

Jurisdiction	Year	Level of support	Notes
Australian Capital Territory, Australia ¹⁶²	2020	86% in favour of existing legislation	<ul style="list-style-type: none"> Survey conducted by Piazza Research for the ACT Government via telephone interview using a computer assisted telephone-interviewing platform Sample size: 401 Margin of error: ±5% 50% “strongly in favour” and 36% “in favour”
Australian Capital Territory, Australia ¹⁶³	2021	81% in favour of existing legislation	<ul style="list-style-type: none"> Instinct & Reason June 2021 consumer research findings
Australian Capital Territory, Australia ¹⁶⁴	2022	79% in favour of existing legislation	<ul style="list-style-type: none"> Survey by Instinct and Reason conducted June 2022 Sample: ACT residents aged 18+
Australian Capital Territory, Australia ¹⁶⁵	2023	85% in favour of existing legislation	<ul style="list-style-type: none"> Online questionnaire by Instinct and Reason conducted from May 26-June 4, 2023 Sample size: 430 85% support the scheme (including 58% “strongly support” and 27% “support”), 10% “neutral”, 2% “opposed”, 1% “strongly opposed”, and 2% “unsure”
Denmark ¹⁶⁶	2017	92% in favour of existing legislation	
Denmark ¹⁶⁷	2018	95% in favour of existing legislation	
Denmark ¹⁶⁸	2021	91% in favour of existing legislation	
Germany ¹⁶⁹	2016	83% in favour of existing deposit legislation	<ul style="list-style-type: none"> Poll conducted March 15-18, 2016 Sample size: 1,310
Iceland ¹⁷⁰	2018	88% in favour of existing legislation	
Lithuania	2016	78.2% in favour of existing legislation	

Table 4: Summary of Public Opinion Polls Showing Support for Existing DRS Legislation (2003-2023) (Continued)

Jurisdiction	Year	Level of support	Notes
Lithuania ¹⁷¹	2018	97% in favour of existing legislation	<ul style="list-style-type: none"> • Poll conducted January 15-23, 2018 via standardised direct interview and questionnaire • Sample size: 1,004 • 97% of respondents felt that the DRS is necessary: 64% believed that such a system is “highly” necessary, and 33% that it is “rather” necessary.
Lithuania ¹⁷²	2019	98% in favour of existing legislation	<ul style="list-style-type: none"> • Poll conducted October 19-29, 2019 by Spinter Reseaerch via standardised direct interview and questionnaire • Sample size: 1,009
The Netherlands	2006	78% in favour of existing legislation	
Iowa, USA ¹⁷³	2017	88% in favour of existing legislation	<ul style="list-style-type: none"> • Poll conducted February 23-26, 2017 • Sample size: 700 • 88% say the bottle bill has been good for the state, while nearly 4/5 support keeping the law in some form; if anything, voters are open to expansion. • 89% agree that the combination of the DRS and kerbside recycling programmes is the best way to decrease the amount of materials going into landfills, including 54% who strongly agree • 78% agree that there should be a national DRS • 81% agree that if the bottle bill were ended, people would not bother with recycling
Iowa, USA ¹⁷⁴	2018	30% in favour of existing legislation	<ul style="list-style-type: none"> • Poll conducted January 28-31 by Selzer & Co. (for The Des Moines Register and Mediacom) via telephone interviews • Sample size: 801 • Margin of error: ±3.5%
Iowa, USA ¹⁷⁵	2021	54% in favour of existing legislation	<ul style="list-style-type: none"> • Independent survey conducted in January 2021 by Kristi Cooper Consulting • Sample size: 600 • 54% of respondents said to “keep” the existing DRS; 21% said to keep the DRS and raise the deposit/handling fee; 17% said to keep and expand the DRS, and 8% said to eliminate it.

Table 4: Summary of Public Opinion Polls Showing Support for Existing DRS Legislation (2003-2023) (Continued)

Jurisdiction	Year	Level of support	Notes
Iowa, USA ¹⁷⁶	2022	84% in favour of existing legislation	<ul style="list-style-type: none"> • Poll commissioned by Cleaner Iowa and conducted February 4-8, 2022 by Selzer & Co. via telephone survey using landlines and mobile phones. • Sample size: 814 (active registered Iowa voters) • 84% of Iowans said the recycling law is good for the state, while just 12% said it was bad • Fewer than 1/5 Iowans said they want to abolish the programme • 80% said the state should either keep the law as it is, or expand it to add more types of containers and more retail locations where containers can be returned. Within that result, 19% said the state should keep the law as it is, and 61% said it should be expanded. • Even after respondents were given a list of arguments for and against the recycling law, the share of people when asked again if the program should be expanded increased from 61% to 70%.
Hawaii, USA ¹⁷⁷	2008	60% in favour of existing legislation	<ul style="list-style-type: none"> • Telephone survey conducted from February 15-March 19, 2008 • Sample size: 701 • Margin of error: $\pm 3.6\%$ at the 95% confidence level • 35% very supportive and 25% somewhat supportive
Massachusetts, USA ¹⁷⁸	2011	86% in favour of existing legislation	<ul style="list-style-type: none"> • Poll conducted by MassINC Polling Group between January 5-8, 2011 via telephone interviews • Sample size: 400 • 55% “strongly support” and 32% “somewhat support” • 6% “somewhat oppose” and 5% “strongly oppose” • 3% “don’t know” or refused to answer the question • Margin of error: $\pm 4.9\%$ with a 95% level of confidence
Michigan, USA ¹⁷⁹	2019	94% in favour of existing legislation	<ul style="list-style-type: none"> • Poll conducted April 9-13, 2019 by Marketing Resource Group • Sample size: 600 • Margin of error: $\pm 4.0\%$ • 83.2% “strongly support” and 11.0% “somewhat support” the existing DRS • 86.3% said it would be less convenient if they had to return their containers to a stand-alone recycling centre (as opposed to their local grocery stores, which is currently the case)

Table 4: Summary of Public Opinion Polls Showing Support for Existing DRS Legislation (2003-2023) (Continued)

Jurisdiction	Year	Level of support	Notes
New York, USA ¹⁸⁰	2004	84% in favour of existing legislation	<ul style="list-style-type: none"> Survey conducted by Public Policy Associates Inc. via telephone interviews between January 16-31, 2004 Sample size: 800 registered voters 78% of respondents agree that “the bottle-deposit program has made our state much cleaner,” and 81% agree that “curbside recycling is not enough: we need the bottle-deposit program to control litter.”
Oregon, USA ¹⁸¹	2019	97% in favour of existing legislation	<ul style="list-style-type: none"> Online survey conducted by DHM Research for OBRC between May 16-23, 2019 Sample size: 600 91% of Oregonians think the DRS is “good for the state” Margin of error: ±4.0%
Vermont, USA ¹⁸²	2010	93% in favour of existing legislation	<ul style="list-style-type: none"> Poll conducted November 15-17, 2010 via telephone interviews Sample size: 400 Margin of error: ±4.9% at the 95% confidence level 93% thought Vermont’s current DRS was a ‘good idea’ (75% strongly agreed) 61% strongly favoured expansion
Vermont, USA ¹⁸³	2021	88% in favour of existing legislation	<ul style="list-style-type: none"> VPIRG poll conducted via telephone interviews from March 11-14, 2021 Sample size: 400 Margin of error: ±4.9% at the 95% confidence level 65% “strongly support” and 23% “somewhat support”

Endnotes

- 1 International Trade Administration. “Turkey – Country Commercial Guide.” www.trade.gov/country-commercial-guides/turkey-smart-city-technology-equipment
- 2 Ecommerce Europe. 9 January 2024. “Trilogues on Packaging and Packaging Waste Regulation kick off.” ecommerce-europe.eu/news-item/trilogues-on-packaging-and-packaging-waste-regulation-kick-off
- 3 “European Council reveals negotiating position in further development for PPWR legislation.” 19 December 2023. packagingeurope.com/news/european-council-reveals-negotiating-position-in-further-development-for-ppwr-legislation/10801.article
- 4 Kakkad, R. 4 October 2023. “Coca-Cola and PepsiCo urge Sunak not to scrap deposit return scheme.” www.sustainability-beat.co.uk/2023/10/04/deposit-return-scheme-axe
- 5 Breen, Scott. LinkedIn Post. www.linkedin.com/posts/scottbreen_recycling-americarecyclesday-metalrecycling-activity-7130628354013061120-RNUu
- 6 Ally, N. & S. Breen. 24 March 2023. “The benefits of improved UBC recovery.” www.recyclingtoday.com/article/aluminum-industry-relies-on-ubcs-to-make-new-products
- 7 Natural Mineral Waters Europe. 7 November 2023. “Natural Mineral Waters Europe and UNESDA Soft Drinks Europe join statement on recycling claims.” naturalmineralwaterseurope.org/news/nmwe-unesda-statement-recycling-claims
- 8 Ibid.
- 9 Roberts, P. 17 April 2023. “Beverage companies ditch their opposition and support container deposit scheme.” www.aumanufacturing.com.au/beverage-companies-ditch-their-opposition-and-support-container-deposit-scheme
- 10 Newspoll. May 2006. “Container Recycling – WA.” Prepared for Robert Kelman, ECOS Corporation P/L. Obtained through personal communication with Jeff Angel, Boomerang Alliance, 9 June 2021.
- 11 Newspoll. February 2007. “WA Container Refund.” Prepared for Robert Kelman, ECOS Corporation. Obtained through personal communication with Jeff Angel, Boomerang Alliance, 9 June 2021.
- 12 Newspoll. April 2011. “Bottle & Can Recycling.” Obtained through personal communication with Jeff Angel, 9 June 2021.
- 13 Boomerang Alliance. 3 August 2012. “Media release: Newspoll results reveal overwhelming support for deposits on bottles and cans.” Obtained through personal communication with Jeff Angel, Boomerang Alliance, 9 June 2021.
- 14 Newspoll. December 2012/January 2013. “Container Deposit Scheme.” Obtained through personal communication with Jeff Angel, Boomerang Alliance, 9 June 2021.
- 15 Newspoll. October 2013. “Container Deposit Scheme.” Obtained through personal communication with Jeff Angel, Boomerang Alliance, 9 June 2021.
- 16 Government of Western Australia Department of Water and Environmental Regulation. May 2018. “Western Australia Container Deposit Scheme: Consultation Summary.” dwer.wa.gov.au/sites/default/files/CDS_Consultation_Summary.pdf
- 17 Ashton-Graham, C. 2017. “Survey Report: Western Australian Households Views on Plastic Waste 2017.” Report prepared for the Boomerang Alliance. www.der.wa.gov.au/images/documents/our-work/consultation/Plastic_bag_ban/Attachment_1_Plastics_Survey_FINAL.pdf
- 18 “Newspoll. February 2011. “NT Bottle & Can Recycling.” Prepared for Robert Kelman. Obtained through personal communication with Jeff Angel, Boomerang, Alliance, 9 June 2021.
- 19 Newspoll. April 2011. “Bottle & Can Recycling.” Obtained through personal communication with Jeff Angel, 9 June 2021.
- 20 Boomerang Alliance. 3 August 2012. “Media release: Newspoll results reveal overwhelming support for deposits on bottles and cans.” Obtained through personal communication with Jeff Angel, Boomerang Alliance, 9 June 2021.
- 21 Newspoll. June 2013. “Environment and Recycling Study.” Obtained through personal communication with Jeff Angel, Boomerang Alliance, 9 June 2021.
- 22 Newspoll. October 2013. “Container Deposit Scheme.” Obtained through personal communication with Jeff Angel, Boomerang Alliance, 9 June 2021.
- 23 Newspoll polling results provided by Jeff Angel of Boomerang Alliance on May 17, 2017.
- 24 O’Shannessy, M. OmniPoll. June 2018. “Container Deposit in Victoria.” Prepared for Jeff Angel, Total Environment Centre.

- 25 Infrastructure Australia. April 2020. "Advice on Recycling and resource recovery infrastructure." www.infrastructurevictoria.com.au/wp-content/uploads/2020/03/Advice-on-recycling-and-resource-recovery-FINAL-REPORT.pdf
- 26 Newspan. April 2011. "Bottle & Can Recycling." Obtained through personal communication with Jeff Angel, 9 June 2021.
- 27 Boomerang Alliance. 3 August 2012. "Media release: Newspan results reveal overwhelming support for deposits on bottles and cans." Obtained through personal communication with Jeff Angel, Boomerang Alliance, 9 June 2021.
- 28 Newspan. October 2013. "Container Deposit Scheme." Obtained through personal communication with Jeff Angel, Boomerang Alliance, 9 June 2021.
- 29 Newspan. June 2013. "Environment and Recycling Study." Obtained through personal communication with Jeff Angel, Boomerang Alliance, 9 June 2021.
- 30 Needham, K. 25 January 2015. "Poll shows 90 per cent support for NSW Premier Mike Baird's recycling scheme." www.smh.com.au/nsw/poll-shows-90-per-cent-support-for-nsw-premier-mike-bairds-recycling-scheme-20150123-12wvh5.html
- 31 Newspan. April 2011. "Bottle & Can Recycling." Obtained through personal communication with Jeff Angel, 9 June 2021.
- 32 Boomerang Alliance. 3 August 2012. "Media release: Newspan results reveal overwhelming support for deposits on bottles and cans." Obtained through personal communication with Jeff Angel, Boomerang Alliance, 9 June 2021.
- 33 Newspan. "June 2013. "Environment and Recycling Study." Obtained through personal communication with Jeff Angel, Boomerang Alliance, 9 June 2021.
- 34 Newspan. October 2013. "Container Deposit Scheme." Obtained through personal communication with Jeff Angel, Boomerang Alliance, 9 June 2021.
- 35 Newspan polling results provided by Jeff Angel of Boomerang Alliance on May 17, 2017.
- 36 Lawson, K. January 5, 2015. "Canberra likely to follow NSW into refunds for drinks containers." www.canberratimes.com.au/act-news/canberra-likely-to-follow-nsw-into-refunds-for-drinks-containers-20150105-12i7m0.html
- 37 Boomerang Alliance. 3 August 2012. "Media release: Newspan results reveal overwhelming support for deposits on bottles and cans." Obtained through personal communication with Jeff Angel, Boomerang Alliance, 9 June 2021.
- 38 Newspan. October 2013. "Container Deposit Scheme." Obtained through personal communication with Jeff Angel, Boomerang Alliance, 9 June 2021.
- 39 Newspan. July 2012. "Deposit Scheme." Obtained through personal communication with Jeff Angel, 9 June 2021.
- 40 Newspan. October 2013. "Container Deposit Scheme." Obtained through personal communication with Jeff Angel, Boomerang Alliance, 9 June 2021.
- 41 Newspan. April 2011. "Bottle & Can Recycling." Obtained through personal communication with Jeff Angel, 9 June 2021.
- 42 Boomerang Alliance. 19 June 2011. "Media release: Opinion poll shows Tasmanians overwhelming support deposits on cans and bottles." Obtained through personal communication with Jeff Angel, Boomerang Alliance, 9 June 2021.
- 43 Newspan. July 2012. "Deposit Scheme." Obtained through personal communication with Jeff Angel, 9 June 2021.
- 44 Newspan. October 2013. "Container Deposit Scheme." Obtained through personal communication with Jeff Angel, Boomerang Alliance, 9 June 2021.
- 45 Waste Management Institute New Zealand (WasteMINZ). December 2017. "Cost-Benefit Analysis of a Container Deposit Scheme: Summary Report & FAQs." www.wasteminz.org.nz/wp-content/uploads/2017/12/Container-Deposit-Scheme-Summary-Report-Final.pdf
- 46 New Zealand Ministry for the Environment. 4 May 2022. "Further information on the Container Return Scheme Proposal." environment.govt.nz/what-government-is-doing/areas-of-work/waste/container-return-scheme-reducing-waste-landfill/further-information-on-the-container-return-scheme/#what-a-container-return-scheme-is
- 47 The New Zealand Container Return Scheme Project Team. 27 October 2020. "The New Zealand Container Return Scheme Design: Ministry of the Environment Funded Project. NZ CRS Final Design." www.marlborough.govt.nz/repository/libraries/id:1w1m50ir17q9sgxanf9/hierarchy/Documents/Services/Recycling%20and%20Resource%20Recovery/Container%20Return%20Scheme%20-%20Design%20Progress%20to%20Date/Design%20Document%20and%20Appendices/NZ_Container_Return_Scheme_CRS_Final_Design_27_October_2020.PDF
- 48 Consumer New Zealand. 6 October 2020. "Majority support for container return scheme." www.consumer.org.nz/articles/majority-support-for-container-return-scheme

- 49 ReLoop Platform. September 2022. “New Zealand Consumer Polling—Container Deposit/Refund Scheme. Briefing.”
- 50 UNDP. “Container Deposit Scheme: Pilot Project for UNDP Smart Cities Urban Innovation Challenge October 2018-May 2019.” zerowastemaldives.com/wp-content/uploads/2020/08/UNDP-UIC-Rahdhu-Report-Final.pdf
- 51 National Environment Agency. “Public Consultation on Proposed Beverage Container Return Scheme.” www.reach.gov.sg/Participate/Public-Consultation/National-Environment-Agency/public-consultation-on-proposed-beverage-container-return-scheme
- 52 Research Affairs. 6 August 2020. “Aktuelle Studie: Einführung eines Pfandsystems auf Getränkepackungen.” www.researchaffairs.at
- 53 Changing Markets Foundation and Global 2000. 2020. “Where do Austrians Stand on a Deposit Return Scheme? Public opinion poll in Austria.” www.global2000.at/sites/global/files/Survey-depositreturn-2020.pdf
- 54 Marketagent. February 2021. “Mehrweg | Pfand.” drive.google.com/file/d/1HZbakolvdk1sieLF-cRgJoWlkQGf47FN/view
- 55 L’avenir. “Canettes.” www.lavenir.net/Polls/index.aspx?pageName=report&surveyid=703
- 56 www.hbvl.be/krant
- 57 Statiegeld: een oplossing voor zwerfvuil die 66% van de bevrageden ziet zitten. March 21, 2017. www.test-aankoop.be/familie-privé/supermarkten/nieuws/reactie-statiegeld
- 58 GfK. 14 June 2018. “Press release: 82% of Belgians want a deposit on plastic bottles and cans.” www.gfk.com/insights/press-release/82-percent-of-belgians-want-a-deposit-on-plastic-bottles-and-cans
- 59 Statiegeldalliantie. 30 April 2021. “9 op 10 Limburgers is voorstander: Statiegeld stilaan de populairste milieumaatregel ooit.” statiegeldalliantie.org/2021/04/9-op-10-limburgers-is-voorstander-statiegeld-stilaan-de-populairste-milieumaatregel-ooit
- 60 “Summary of public opinion polls Bulgaria showing support for introduction of a Deposit Return System in Bulgaria.” Obtained via personal communication (e-mail) with Evgenia Tasheva, Zero Waste Coordinator at Zero Waste Bulgaria (Za Zemiata) on 18 January 2023.
- 61 Summary of public opinion polls Bulgaria showing support for introduction of a Deposit Return System in Bulgaria.” Obtained via personal communication (e-mail) with Evgenia Tasheva, Zero Waste Coordinator at Zero Waste Bulgaria (Za Zemiata) on 18 January 2023.
- 62 McEnchroe, T. 11/09/2022. “Czechs in favour of introducing deposits for plastic bottles and cans, according to survey.” english.radio.cz/czechs-favour-introducing-deposits-plastic-bottles-and-cans-according-survey-8766549
- 63 Kantar. Prepared for Department for Environment, Food, and Rural Affairs (DEFRA). August 2019. “Consumer Research to Inform Design of an Effective Deposit Return Scheme – EVO488.” sciencesearch.defra.gov.uk/ProjectDetails?ProjectId=20253
- 64 Riglen, V. 1 June 2021. “Public remains steadfast in their call for Deposit Return Schemes.” Marine Conservation Society. www.mcsuk.org/news/public-remains-steadfast-in-their-call-for-deposit-return-schemes
- 65 Ifop pour Agir pour l’environnement. March 2019. “Les Français et le plastique.” www.agirpourenvironnement.org/sites/default/files/communiqués_presses/190401%20-%20Sondage%20Plastique.pdf
- 66 Vacas, F. 20 September 2019. “Enquête France – Allemagne sur la consigne des emballages des boissons pour recyclage.” www.ipsos.com/sites/default/files/ct/news/documents/2019-09/rapport_ipsos_enquete_br_f_sept19.pdf
- 67 Levy, J.D., Bartoli, P.-H., and Prunier, A. November 2019. “Les jeunes et les enjeux environnementaux.” oceans.taraexpeditions.org/wp-content/uploads/2019/12/Rapport-Harris-Les-jeunes-face-aux-enjeux-environnementaux_Oceans-Sans-Plastiques-et-Fondation-Tara-Ocean.pdf
- 68 Ifop. November 2019. “Les Français et le recyclage des produits et emballages plastiques.” Prepared for the WWF. www.wwf.fr/sites/default/files/doc-2019-12/20191209_Sondage_Loi_anti_gaspillage_WWF_IFOP.pdf
- 69 Ipsos. Avril 2023. “Les Français et la consigne des emballages de boissons.” www.ipsos.com/fr-fr/les-francais-et-la-consigne-des-emballages-de-boissons
- 70 Toluna/Harris Interactive for Boissons Rafraîchissantes de France (BRF). May 2023. “Perception des Français sur les systèmes de consigne des emballages de boissons.” www.boissonsrafrachissantes.com/wp-content/uploads/2023/08/Rapport-Toluna-Harris-Interactive-Perception-sur-la-consigne-des-emballages-de-boissons_BRF.pdf
- 71 Toluna/Harris Interactive for Conseil national de l’Économie circulaire. www.ecologie.gouv.fr/sites/default/files/Rapport%20CNEC_Les%20consommateurs%20et%20la%20consigne_avril%202023.pdf

- 72 Coastwatch Ireland. May 2013. "Tackling Drinks Container Litter on Irish shores – Opinion Poll Results." coastwatch.org/europe/wp-content/uploads/2014/03/CW-opinion-poll-drinks-containers.pdf
- 73 "Majority support all drinks containers in deposit-return scheme." 20 October 2020. www.itv.com/news/2020-10-19/majority-support-all-drinks-containers-in-deposit-return-scheme
- 74 O'Brien, T. 24 January 2024. "Widespread support for deposit and return scheme – survey." Irish Times. www.irishtimes.com/environment/2024/01/24/widespread-support-for-deposit-and-return-scheme-survey
- 75 "Huge public support for deposit refund scheme on returned bottles and cans." 16 January 2024. businessplus.ie/news/deposit-refund-scheme-support
- 76 A Buon Rendere. "DRS: 83% of Italians support the introduction of a Deposit Return System on single-use beverage packaging." www.buonrendere.it/2022/03/06/italians-83-are-in-favour-of-introducing-a-deposit-return-system-on-single-use-beverage-packaging
- 77 A Buon Rendere – Association of Virtuous Municipalities. "Il sondaggio di A Buon Rendere." buonrendere.it/il-sondaggio
- 78 Sturitis, M. "Latvia's experience of DRS implementation." PowerPoint presentation. Presented 14 June 2021 at Reloop's DRS New Kids on the Block webinar.
- 79 Lazarczyk, G. 30 July 2019. Polacy chcą napojów w butelkach zwrotnych. 94 proc. Polaków popiera kaucję, 71 proc. deklaruje wycieczki do butelkomatów. wyborcza.biz/biznes/7,177151,2,5038964,przydrozny-row-to-nie-miejsce-dla-butelek-94-proc-polakow.html
- 80 95% Polaków chce kaucji za opakowania po napojach. 8 WRZEŚNIA 2020. imch.pl/wiadomosci/95-polakow-chce-kaucji-za-opakowania-po-napojach
- 81 SCIAENA. 25 March 2021. "91.6% of the Portuguese want a generalized deposit return system for drinks." www.sciaena.org/en/446-91-6-of-portuguese-people-want-a-generalized-deposit-return-system-for-drinks
- 82 IRSOP Market Research & Consulting. August 2020. Survey conducted for the Circular Economy Coalition (CERC).
- 83 TheDiplomat. 21 July 2021. "9 out of 10 Romanians say that they will return plastic, glass or metal packaging after the introduction of the Warranty-Return System." www.thediplomat.ro/2021/07/21/9-out-of-10-romanians-say-that-they-will-return-plastic-glass-or-metal-packaging-after-the-introduction-of-the-warranty-return-system
- 84 "¿Estás a favor del retorno de envases de bebidas al comercio?" www.lavanguardia.com/participacion/encuestas/20131015/54392004094/retorno-envases-bebidas-comercio.html
- 85 Retorna. 24 November 2021. "85% of people in Spain want to return glass and plastic bottles, cans and cartons to the store as soon as possible." www.retorna.org/news/es_ES/2021/11/24/0001/el-85-de-las-personas-en-espana-quiere-devolver-botellas-de-vidrio-y-de-plastico-latas-y-briks-a-la-tienda-lo-antes-posible
- 86 Survation. Scottish Attitudes Poll (February). www.haveyougotthebottle.org.uk/wp-content/uploads/2015/05/Survation-Poll-February-2015.pdf
- 87 Zero Waste Scotland. 1 September 2019. "Scots back recycling scheme that gives them a role in fighting climate emergency." www.zerowastescotland.org.uk/press-release/scots-back-recycling-scheme-gives-them-role-fighting-climate-emergency
- 88 Ipsos. 20 April 2023. "Cautious public support for Scotland's Deposit Return Scheme." www.ipsos.com/en-uk/cautious-public-support-scotlands-deposit-return-scheme
- 89 "Bussey, K. 2 March 2023. "Scotland bottle deposit scheme: Seven out of 10 Scots support deposit return scheme." www.scotsman.com/news/environment/scotland-bottle-deposit-scheme-seven-out-of-10-scots-support-deposit-return-scheme-4048233
- 90 Keep Wales Tidy. 1 November 2015. "Drink Related Litter: A Report on the Survey Findings on the Subject of Drink Related Litter in Wales in September 2015." www.keepwalestidy.org/login/kcfinder/upload/files/Drink%20Related%20Litter%20Report%202015.pdf
- 91 Fitzpatrick, A., McGee, A., Jouahri, S., and N. Roberts. 2019. "Wales Report: Consumer research to inform the design of an effective deposit return scheme." Cardiff: Welsh Government, GSR report number 62/2019. gov.wales/sites/default/files/statistics-and-research/2019-12/wales-report-consumer-research-inform-design-effective-deposit-return-scheme.pdf
- 92 Riglen, V. 1 June 2021. "Public remains steadfast in their call for Deposit Return Schemes." Marine Conservation Society. www.mcsuk.org/news/public-remains-steadfast-in-their-call-for-deposit-return-schemes
- 93 "66% of Welsh public wants glass to remain in DRS." 3 October 2023. www.circularonline.co.uk/news/66-of-welsh-public-wants-glass-to-remain-in-drs
- 94 Campaign for Protection of Rural England. "Getting a 'yes' to DRS: How we got the government to back a deposit return scheme." 17 December 2008. stories.cpre.org.uk/getting-a-yes-to-a-drs/index.html

- 95 Carrell, S. 22 February 2017. "Green campaigners welcome Coca-Cola U-turn on bottle and can recycling scheme." www.theguardian.com/environment/2017/feb/22/green-campaigners-welcome-coca-cola-bottle-can-recycling-scheme-scotland
- 96 Marine Conservation Society. "Public Support for Deposit Return Systems across the UK." www.mcsuk.org/media/cleanseas/Public%20support%20for%20Deposit%20Return%20Systems%20across%20the%20UK%20YG%20Approved.pdf
- 97 "Survey: 74% of UK Public Support Bottle and Can Return Deposit Scheme." 30 April 2018. packagingeurope.com/survey-74-of-uk-public-support-bottle-and-can-return-deposit
- 98 Personal communication with Laura Foster, Marine Conservation Society, 8 June 2021.
- 99 "Public supports Michael Gove's call for deposits on drinks cans and bottles." 26 July 2019. www.cpre.org.uk/media-centre/latest-news-releases/item/5161-public-supports-michael-gove-s-call-for-deposits-on-drinks-cans-and-bottles
- 100 "New Populus poll sees UK public supporting an 'all-in' deposit return scheme." 19 June 2020. www.teaandcoffee.net/news/24747/new-populus-poll-sees-uk-public-supporting-an-all-in-deposit-return-scheme
- 101 Dempster, M., Orr, K., & Berry, E. 2021. "Recycling and Deposit Return Schemes: A Survey of Consumers." Queen's University Belfast. pureadmin.qub.ac.uk/ws/portalfiles/portal/236808492/Recycling_Survey_Results_Report.pdf
- 102 "Tidy Britain APPG. 2023. "Public Perceptions of a Deposit Return Scheme." www.keepbritaintidy.org/sites/default/files/resource/Public%20Perceptions%20of%20a%20Deposit%20Return%20Scheme%20Report.pdf#overlay-context=tidy-britain-appg/public-perceptions-of-a-deposit-return-scheme
- 103 Quinn, I. 6 October 2023. "In graphs: What Brits think of DRS in a cost of living crisis." The Grocer. www.thegrocer.co.uk/deposit-return-schemes/in-graphs-what-brits-think-of-drs-in-a-cost-of-living-crisis/684031.article
- 104 "Poll: 86 Percent of Slovaks Support Idea of PET Bottle and Can Deposits." www.tasr.sk/tasr-clanok/TASR:20190222TBB00037
- 105 Environmental Quality Service Council. August 28, 2013. "Buried Treasure in Indiana Landfills." www.in.gov/legislative/interim/committee/minutes/EQSCG8S.pdf
- 106 Results of the March 2008 Recycling Poll: Responses to Question 3. www.bottlebill.org/assets/pdfs/campaigns/tennessee/2008-UTpoll.pdf
- 107 Baselice & Associates Inc. 2011. "Texas Voters Support Beverage Container Recycling Program." www.texasbottlebill.com/P%20D%20F%20holder/Baselice%20Assc%20study%20Texas%20voters%20support%20bev%20container%20deposit%20recycling.pdf
- 108 Keep America Beautiful. May 2021. "2020 National Litter Study: Summary Report." kab.org/wp-content/uploads/2021/05/Litter-Study-Summary-Report-May-2021_final_05172021.pdf
- 109 Corona Insights. 2020. "Public Opinion Surrounding Plastic Consumption and Waste Management of Consumer Packaging." A report to World Wildlife Fund. c402277.ssl.cf1.rackcdn.com/publications/1457/files/original/CI_Public_Opinion_Research_to_WWF_2021_01_26.pdf?1616455951
- 110 Aluminum Association. 26 September 2022. "Survey Finds Overwhelming Bipartisan Support for Recycling Refund Programs." www.globenewswire.com/news-release/2022/09/26/2522753/0/en/Survey-Finds-Overwhelming-Bipartisan-Support-for-Recycling-Refund-Programs.html
- 111 SES/Osprey Media Poll. November 13, 2006. "Ontario Perceptions on LCBO Deposit/Return System." www.nanosresearch.com/sites/default/files/POLONT-F06-T201.pdf
- 112 OmniPoll. December 2022. "Container deposit scheme survey." Prepared for Jeff Angel, Total Environment Centre. assets.nationbuilder.com/boomerangalliance/pages/4248/attachments/original/1670976872/2023_expansion_Container_deposit_scheme_community_support_OmniPoll_presentation_091222.pdf?1670976872
- 113 OmniPoll. December 2022. "Container deposit scheme survey." Prepared for Jeff Angel, Total Environment Centre. assets.nationbuilder.com/boomerangalliance/pages/4248/attachments/original/1670976872/2023_expansion_Container_deposit_scheme_community_support_OmniPoll_presentation_091222.pdf?1670976872
- 114 OmniPoll. December 2022. "Container deposit scheme survey." Prepared for Jeff Angel, Total Environment Centre. assets.nationbuilder.com/boomerangalliance/pages/4248/attachments/original/1670976872/2023_expansion_Container_deposit_scheme_community_support_OmniPoll_presentation_091222.pdf?1670976872
- 115 Queensland Government. "Expanding the container refund scheme." www.qld.gov.au/environment/management/waste/recovery/reduction/container-refund/proposed-expansion
- 116 OmniPoll. December 2022. "Container deposit scheme survey." Prepared for Jeff Angel, Total Environment Centre. assets.nationbuilder.com/boomerangalliance/pages/4248/attachments/original/1670976872/2023_expansion_Container_deposit_scheme_community_support_OmniPoll_presentation_091222.pdf?1670976872

- 117 McGregor Tan Research. "Community awareness and acceptance of Container Deposit Legislation." Prepared for the South Australia Environment Protection Authority. www.epa.sa.gov.au/files/4771405_cdl_survey.pdf
- 118 "Improving South Australia's Recycling Makes Cents: Scoping Paper Consultation Summary Report." August 2019. Prepared for the South Australian Environment Protection Authority by The Planning Exchange. s3-ap-southeast-2.amazonaws.com/assets.yoursay.sa.gov.au/product/on/2019/12/12/00/04/12/9b4d0781-1480-4653-9755-f34e4237a136/EPA%20Consultation%20Summary%20Report%20Final.pdf
- 119 South Australia EPA. August 2022. "Container Deposit Scheme Review: Improving South Australia's Recycling Makes Cents – Consultation summary report." www.epa.sa.gov.au/files/15327_cds_review_consultation_summary_report_2022.pdf
- 120 South Australia EPA. August 2022. "Container Deposit Scheme Review: Improving South Australia's Recycling Makes Cents – Consultation summary report." www.epa.sa.gov.au/files/15327_cds_review_consultation_summary_report_2022.pdf
- 121 Britton, S. 11 May 2023. "Glass should be in DRS for all UK nations, say Scots." www.conveniencestore.co.uk/your-business/glass-should-be-in-drs-for-all-uk-nations-say-scots/679100.article
- 122 Drie kwart wil statiegeld op flesjes en blikjes. 11 October 2016. radar.avrotros.nl/testpanel/uitslagen/detail/drie-kwart-wil-statiegeld-op-flesjes-en-blikjes
- 123 Van der Staak, B. 9 January 2018. "Meerderheid consumenten voor uitbreiding statiegeldsysteem." www.consumentenbond.nl/nieuws/2018/meerderheid-consumenten-voor-uitbreiding-statiegeld-systeem
- 124 Radar. 19 February 2018. "80% voor statiegeld op halve-literflesjes en blikje." radar.avrotros.nl/testpanel/uitslagen/item/80-voor-statiegeld-op-halve-literflesjes-en-blikjes
- 125 Recycling Netwerk. 9 March 2018. "Meerderheid kiezers van de 4 regeringspartijen is voor uitbreiding statiegeld." recyclingnetwerk.org/2018/03/09/meerderheid-kiezers-van-de-4-regeringspartijen-voor-uitbreiding-statiegeld
- 126 Lubbe, R. 10 March 2018. "Meerderheid voor statiegeld op kleine flesjes en blikjes." avrotros.nl/panels/opiniepanel/alle-uitslagen/item/meerderheid-voor-statiegeld-op-kleine-flesjes-en-blikjes
- 127 "Lopend Vuur: Terecht date r statiegeld op blikjes komt." 4 February 2021. www.rtvnoord.nl/nieuws/786358/Lopend-Vuur-Terecht-dat-er-statiegeld-op-blikjes-komt
- 128 Britton, S. 11 May 2023. "Glass should be in DRS for all UK nations, say Scots." www.conveniencestore.co.uk/your-business/glass-should-be-in-drs-for-all-uk-nations-say-scots/679100.article
- 129 Qureshi, W. 12 January 2023. "Poll finds 'three-quarters of Brits' want glass included in DRS." www.packagingnews.co.uk/news/environment/poll-finds-three-quarters-of-brits-want-glass-included-in-drs-12-01-2023
- 130 Petrowski, W. February 7, 2018. "Iowa Poll: Most want bottle bill kept or expanded." The Des Moines Register. www.desmoinesregister.com/story/news/politics/iowa-poll/2018/02/08/iowa-bottle-bill-poll-shows-most-people-want-keep-expand/302143002
- 131 "Citizens Campaign for the Environment 2021 CT Bottle Bill Public Opinion Survey." Obtained via personal communication with Kristi Cooper of Kristi Cooper Consulting. 8 February 2021.
- 132 Murphy, E. 8 March 2022. "Keep the bottle bill: 84% of Iowans support it, poll says." www.thegazette.com/state-government/keep-the-bottle-bill-84-of-iowans-support-it-poll-says
- 133 Iowa Policy and Opinion Lab. 4 March 2022. "Iowa Policy and Opinion Lab Poll: Majority of Iowans Support Change to Bottle Deposit Law." ipol.lab.uiowa.edu/sites/ipol.lab.uiowa.edu/files/2022-03/iowa%20Policy%20and%20Opinion%20Lab%20Poll%20%28February%202022%29%20-%20Majority%20of%20Iowans%20Support%20Change%20to%20Bottle%20Deposit%20Law.pdf
- 134 Greenberg Quinlan Rosner Research poll of Connecticut residents conducted in January 2019. As cited in www.cticv.org/uploads/6/2/0/1/6201942/bottle_bill_1037__3-18-21.pdf
- 135 Personal communication with Louis Rosado Burch, Connecticut Program Director, Citizens Campaign for the Environment, 8 June 2021.
- 136 Heinze, K. 15 October 2013. "Guest column: Possible changes to Michigan's bottle bill? We all need to pay attention." www.mlive.com/environment/index.ssf/2013/10/possible_changes_to_michigans.html

- 137 “MRG Michigan Poll – Spring 2019,” Marketing Resource Group. May 2019.
- 138 Center for Policy Alternatives, 2003 Policy Summary, Environment/Bottle Bill.
- 139 Massachusetts League of Environmental Voters. Statewide Omnibus Poll Results. January 10, 2011. pincdn.s3.amazonaws.com/assets/402a5bc275163acd2bca52a1c780d215/MLV-Bottle-Bill-Crosstabs.pdf
- 140 Public Policy Associates, Inc. (PPA). February 2004. “Survey of New York Registered Voters: Attitudes Toward New York’s Bottle Bill and Proposed Reforms.” www.nypirg.org/pubs/enviro/solidwaste/bottlebill/SurveyResults_Final.pdf
- 141 NYPIRG. 27 January 2023. “Statewide Poll Finds New Yorkers Strongly Support ‘Bottle Bill’ Program Expansion.” www.nypirg.org/pubs/202301/BottleBillPress.pdf
- 142 Reisman, N. 30 January 2023. “Bottle deposit law expansion urged for New York.” spectrumlocalnews.com/nys/central-ny/ny-state-of-politics/2023/01/30/bottle-deposit-law-expansion-urged-for-new-york
- 143 Grove Insight. November 2010. “Vermonters’ Views of the Bottle Bill and Plans to Expand or Repeal It.” www.vpirg.org/wp-content/uploads/2015/11/BB-Poll-Excerpt.pdf
- 144 Legislative Report 3/14/2013 – Doyle Poll Results. www.mikeyantachka.com/2013/03/legislative-report-3142013-doyle-poll.html
- 145 Burns, P. 16 March 2021. “Majority of Vermonters Support Bottle Bill.” Vermont Public Interest Research Group (VPIRG). www.vpirg.org/issues/zero-waste/majority-of-vermonters-support-bottle-bill
- 146 Prairie Research Associates. “2019 Depot Exit Interview Survey – Final Report.” www.bcmb.ab.ca/uploads/source/Surveys/Depot_Exit_Interviews/2019.09.30.Depot.Exit.Interview.Report.FINAL.pdf
- 147 Beverage Container Management Board. August 2021. “Report on 2022 Beverage Container Depot Exit Interview Survey.” www.bcmb.ab.ca/uploads/source/Surveys/Depot_Exit_Interviews/2021.08.25.Depot.Exit.Interview.Report.Final.pdf
- 148 Beverage Container Management Board. July 2022. “Report on 2022 Beverage Container Depot Exit Interview Survey.” www.bcmb.ab.ca/uploads/source/Surveys/Depot_Exit_Interviews/2022.08.15.Depot.Exit.Interview.Report.Final.pdf
- 149 Gandalf Group. March 2017. “Environmental Defence: Deposit Return Program Survey.” Provided by Ashley Wallis, Environmental Defence Canada on May 19, 2017.
- 150 Environmental Defence Canada. 8 May 2023. “New Poll Shows Ontarians Want a Deposit System for Non-alcoholic Drink Containers, Similar to the Beer Store Program.” <https://environmentaldefence.ca/2023/05/08/ontarians-want-deposit-system-all-beverage/>
- 151 SOM.ca. December 2016. “Étude sur la modernisation du système de consigne au Québec.”
- 152 SOM.ca. July 2017. “Mise à jour de l’étude sur la modernisation du système de consigne au Québec.” < <http://www.fcqged.org/wp-content/uploads/2017/12/Sondage-SOM-2017-consigne-.pdf>>
- 153 Boomerang Alliance. February 2013. “Independent Review: The Northern Territory Container Deposit Scheme.” www.bottlebill.org/assets/pdfs/campaigns/australia/NT%20CDS%20Report%20Final_180213.pdf
- 154 Return and Earn. “Return and Earn Annual Statutory Report 2017-18.” www.parliament.nsw.gov.au/tp/files/77263/2017-18%20Return%20and%20Earn%20Annual%20Report.pdf
- 155 Return and Earn. “Return and Earn: Annual Statutory Report 2019-20.” www.exchangeforchange.com.au/_cache_bd08/content/6531970000013801.pdf
- 156 Exchange for Change. “NSW Scheme Performance: Consumers.” www.exchangeforchange.com.au
- 157 Kantar Public consumer research results (June 2022), as reported on Return and Earn’s website, returnandearn.org.au
- 158 Harrison Research. September 2012. “CDL Awareness & Support Research Report.” Prepared for the South Australia Environment Protection Authority. report.epa.sa.gov.au/files/4771391_full_cdlrpt.pdf
- 159 Harrison Research. September 2012. “CDL Awareness & Support Research Report.” Prepared for the South Australia Environment Protection Authority. report.epa.sa.gov.au/files/4771391_full_cdlrpt.pdf
- 160 February 2019 survey of ACT residents conducted by Instinct and Reason, as cited in the ACT Container Deposit Scheme Annual Statutory Report 2018-19. www.parliament.act.gov.au/___data/assets/pdf_file/0010/1455904/Container-Deposit-Scheme-Annual-Report-2018-19.PDF

- 161 Exchange for Change. “ACT Container Deposit Scheme Annual Statutory Report 2019-20.” www.exchangeforchange.com.au/who-we-are/publications-and-reports.html
- 162 Piazza Research. “TCCS FOI 20-048.” www.cityservices.act.gov.au/_data/assets/pdf_file/0007/1632679/20-048-Online-Publishing-Package_Redacted.pdf
- 163 Exchange for Change. “ACT Container Deposit Scheme 20/21 Annual Statutory Report.” www.exchangeforchange.com.au/who-we-are/publications-and-reports.htm
- 164 Exchange for Change. “ACT Container Deposit Scheme 21/22 Annual Statutory Report.” www.exchangeforchange.com.au/who-we-are/publications-and-reports.html
- 165 Personal communication with Shirani Glover, Exchange for Change, 19 January 2024.
- 166 Dansk Retursystem. 2017. “Årsrapport 2017.” danskretursystem.dk/app/uploads/2020/05/Aarsrapport-Dansk-retursystem-2017.pdf
- 167 Dansk Retursystem. 2018. “Årsrapport 2018.” danskretursystem.dk/app/uploads/2020/05/A%CC%8Aarsrapport-for-2018.pdf
- 168 Dansk Retursystem. 2021. “Årsrapport 2021.” danskretursystem.dk/app/uploads/2022/03/Aarsrapport-2021.pdf
- 169 “Dosenpfand kommt mittlerweile gut an.” yougov.de/news/2016/04/02/dosenpfand-kommt-mittlerweile-gut
- 170 Personal communication with Helgi Lárusson, Managing Director at EVHF, 12 April 2021.
- 171 ESOMAR and the Independent Research Institutes Network. January 2018. “Opinion Survey of the Country Residents on the Deposit System for Single-Use Packaging.” minzp.sk/files/aktuality/lithuania-survey-2018_01_en_v1.pdf
- 172 Spinter Research. October 2020. “Šalies Gyventojų Nuomonės Tyrimas Dėl Vienkartinių Pakuočių Užtato Sistemos.” PowerPoint presentation provided to ReLoop team by Gintaras Varnas, 10 April 2021.
- 173 “Voter Polling Results on Iowa’s Bottle Bill.” assets.documentcloud.org/documents/3514320/2017-iowa-Bottle-Bill-Poll-Results.pdf
- 174 Petrowski, W. February 7, 2018. “Iowa Poll: Most want bottle bill kept or expanded.” The Des Moines Register. www.desmoinesregister.com/story/news/politics/iowa-poll/2018/02/08/iowa-bottle-bill-poll-shows-most-people-want-keep-expand/302143002
- 175 Personal communication with Kristi Cooper of Kristi Cooper Consulting, 8 February 2021.
- 176 Murphy, E. 8 March 2022. “Keep the bottle bill: 84% of Iowans support it, poll says.” www.thegazette.com/state-government/keep-the-bottle-bill-84-of-iowans-support-it-poll-says
- 177 Ward Research Incorporation. April 2008. “Tracking Participation In and Attitudes Towards the HI-5 Deposit Beverage Container Recycling Program: A Telephone Survey among Hawaii Residents.” Prepared for the State of Hawaii Department of Health and Hastings & Pleadwell. https://health.hawaii.gov/hi5/files/2013/05/HI5_2008SurveyReport.pdf
- 178 Massachusetts League of Environmental Voters. Statewide Omnibus Poll Results. January 10, 2011. pincdn.s3.amazonaws.com/assets/402a5bc275163acd2bca52a1c780d215/MLEV-Bottle-Bill-Crosstabs.pdf
- 179 “MRG Michigan Poll – Spring 2019,” Marketing Resource Group. May 2019.
- 180 Public Policy Associates, Inc. (PPA). February 2004. “Survey of New York Registered Voters: Attitudes Toward New York’s Bottle Bill and Proposed Reforms.” www.nypirg.org/pubs/enviro/solidwaste/bottlebill/SurveyResults_Final.pdf
- 181 DHM Research. May 2019. “OBRC Awareness & Perception Research.” PowerPoint presentation obtained from via personal communication with Jules Bailey, 26 February 2021.
- 182 Grove Insight. November 2010. “Vermonters’ Views of the Bottle Bill and Plans to Expand or Repeal It.” www.vpirg.org/wp-content/uploads/2015/11/BB-Poll-Excerpt.pdf
- 183 Burns, P. 16 March 2021. “Majority of Vermonters Support Bottle Bill.” Vermont Public Interest Research Group (VPIRG). www.vpirg.org/issues/zero-waste/majority-of-vermonters-support-bottle-bill

reloop resources
remain
resources

www.reloopplatform.org

Follow us   